



AI-Integrated Telehealth Deployment of Silver Nanoparticle-Functionalized Biomaterials for Preventive Cardiovascular and Mental Health Interventions in Underserved Populations

Sarafa Olumide Olalere ¹, Mukhtar Imam ^{2*}

¹Department of Peace and Development Studies, University of Ilorin, Nigeria

^{1,2}National Institute for Security Studies (NISS), Abuja, Nigeria

* Corresponding Author: **Mukhtar Imam**

Article Info

ISSN (Online): 2582-7138

Impact Factor (RSIF): 8.04

Volume: 07

Issue: 03

Received: 07-04-2026

Accepted: 06-05-2026

Published: 05-06-2026

Page No: 895-913

Abstract

Cardiovascular diseases and mental health disorders are major public health challenges that disproportionately affect underserved populations due to limited access to preventive healthcare services. Inspired by the patented silver nanoparticle-functionalized biomaterials developed by Titus Chinedu Egboosiuba and collaborators, this study proposes an Artificial Intelligence (AI)-Integrated Telehealth Framework for preventive cardiovascular and mental health interventions. The framework combines silver nanoparticle-functionalized biomaterials, telehealth technologies, wearable monitoring devices, and AI-driven analytics to support continuous health monitoring and early disease detection. The proposed system utilizes the unique antimicrobial, anti-inflammatory, antioxidant, and biocompatible properties of silver nanoparticle-functionalized biomaterials to develop smart biosensors capable of monitoring physiological and behavioral health indicators. Through telehealth platforms, patient data can be collected remotely and analyzed using machine learning algorithms to identify cardiovascular risks, psychological distress, anxiety, depression, and other health concerns. The framework generates personalized risk assessments and preventive recommendations, enabling timely intervention and improved clinical decision-making. The integration of AI and telehealth offers a scalable and accessible healthcare solution, particularly for rural and resource-constrained communities where access to healthcare professionals and diagnostic facilities is limited. By supporting early detection, continuous monitoring, and personalized care, the framework has the potential to reduce disease progression, healthcare costs, and preventable hospitalizations. This conceptual study demonstrates how patented silver nanoparticle-functionalized biomaterials can serve as the foundation for innovative digital health solutions. The proposed framework contributes to advancements in nanomedicine, telehealth, and precision healthcare while providing a pathway for improving cardiovascular and mental health outcomes among underserved populations. The model also establishes a basis for future clinical validation, translational research, and large-scale implementation.

Keywords: Artificial Intelligence, Telehealth, Silver Nanoparticle-Functionalized Biomaterials, Preventive Cardiovascular Care, Mental Health Interventions, Underserved Populations

Introduction

Cardiovascular diseases (CVDs) and mental health disorders remain among the leading causes of morbidity, mortality, and healthcare expenditure worldwide. Conditions such as hypertension, coronary artery disease, stroke, depression, and anxiety significantly affect individual well-being and place substantial pressure on healthcare systems. Increasing evidence suggests a close relationship between cardiovascular and mental health, with psychological distress contributing to cardiovascular risk while cardiovascular illnesses can negatively affect mental well-being. This interconnectedness highlights the need for integrated

preventive healthcare approaches capable of addressing both physical and psychological health (Mensah *et al*, 2019; Solmi *et al*, 2021) ^[59, 98].

Despite significant advances in healthcare, underserved and rural populations continue to face considerable barriers to accessing preventive and specialized medical services. Limited healthcare infrastructure, shortages of healthcare professionals, transportation difficulties, and financial constraints often delay diagnosis and treatment, resulting in poorer health outcomes. Consequently, innovative and scalable healthcare solutions are needed to improve access to preventive care and reduce health disparities among vulnerable populations (Mensah *et al*, 2015; Vaduganathan *et al*, 2022) ^[58, 106].

Recent developments in telehealth and artificial intelligence (AI) offer promising opportunities to transform healthcare delivery. Telehealth platforms enable remote consultations, continuous patient monitoring, and timely healthcare access regardless of location. At the same time, AI technologies can analyze large volumes of health data to identify disease risks, support clinical decision-making, and facilitate personalized interventions. These capabilities make AI-enabled telehealth an effective tool for preventive healthcare, particularly in resource-constrained settings (Alanzi *et al*, 2025; Vaccarino *et al*, 2025) ^[8, 105].

Nanotechnology has also emerged as an important area of innovation in healthcare. Silver nanoparticles, in particular, possess antimicrobial, anti-inflammatory, antioxidant, and biocompatible properties that make them suitable for biomedical applications such as biosensing, therapeutic delivery, and health monitoring. Their integration with digital health technologies creates new possibilities for continuous disease monitoring and early intervention (Jagannathan *et al*, 2019; Roth *et al*, 2020) ^[37, 92].

This study is inspired by the patented invention, “Tailored Process of Silver Nanoparticles Functionalized Biomaterials for Therapeutic Applications in Opioid Control, Drug Abuse Management, Bone Health and Mental Health,” developed by Titus Chinedu Egbosiuba and collaborators. The patent provides an innovative platform for developing multifunctional biomaterials capable of supporting therapeutic and monitoring applications. Building upon this innovation, the present study proposes an AI-integrated telehealth framework that utilizes silver nanoparticle-functionalized biomaterials as smart biosensing platforms for preventive cardiovascular and mental healthcare (Egbosiuba *et al*, 2025; Isa, 2020) ^[26, 35].

The aim of this study is to develop a conceptual framework for deploying AI-enabled telehealth systems integrated with silver nanoparticle-functionalized biomaterials to improve preventive healthcare among underserved populations. By combining nanomedicine, artificial intelligence, and telehealth, the proposed framework seeks to support early disease detection, personalized interventions, and improved healthcare accessibility. Ultimately, the study contributes to ongoing efforts to advance precision medicine, reduce healthcare inequities, and enhance cardiovascular and mental health outcomes through patent-inspired healthcare innovation (Parlati *et al*, 2024; Victor *et al*, 2024) ^[76, 107].

Methodology

The methodology is written using a conceptual framework development and design science research (DSR) approach, which is appropriate because the study proposes and

integrates an innovative healthcare framework rather than testing an existing clinical intervention. The approach combines evidence synthesis, technology integration, framework design, and expert validation to develop a novel AI-enabled telehealth model inspired by the patented silver nanoparticle-functionalized biomaterials. The methodology is grounded in literature relating to artificial intelligence in healthcare, telehealth implementation, biosensor technologies, nanomedicine, preventive cardiology, mental healthcare, cloud computing, wearable health monitoring systems, and healthcare implementation science (Kirchner *et al*, 2018; Powell *et al*, 2019) ^[45, 83]. The patented innovation developed by Egbosiuba *et al*. serves as the foundational technological component around which the framework is constructed. Relevant studies on telehealth accessibility, AI-driven disease prediction, smart biosensors, silver nanoparticle biomedical applications, and digital health ecosystems are synthesized to identify existing knowledge gaps and establish the theoretical basis for the framework (Sun *et al*, 2020; Mahtta *et al*, 2021; Hemdan *et al*, 2024; Naganthran *et al*, 2022) ^[100, 52, 34, 65].

The first phase involves problem identification and needs assessment. This stage examines the disproportionate burden of cardiovascular diseases and mental health disorders among underserved populations and identifies barriers to preventive healthcare access. Findings from the literature are used to establish the need for a scalable healthcare solution capable of supporting early detection, continuous monitoring, and personalized intervention (Mensah *et al*, 2019; Roth *et al*, 2020; Vaccarino *et al*, 2025) ^[92, 105]. The second phase focuses on technology assessment and integration. In this phase, the patented silver nanoparticle-functionalized biomaterials are analyzed to determine their potential application as smart biosensing platforms capable of detecting physiological and biochemical indicators associated with cardiovascular and mental health risks. The functional properties of the biomaterials, including their antimicrobial, antioxidant, anti-inflammatory, biocompatible, and sensing capabilities, are mapped to healthcare monitoring requirements (Burduşel *et al*, 2018; Gherasim *et al*, 2020; Karataş *et al*, 2026; Pala *et al*, 2018) ^[19, 30, 41, 74].

The third phase involves conceptual framework development. The framework is designed as a multi-layer architecture consisting of biomaterial-enabled sensing devices, wearable monitoring technologies, cloud-based data infrastructure, artificial intelligence analytics, telehealth communication systems, and clinician decision-support interfaces. Data flow pathways are established to illustrate how physiological information is collected, transmitted, analyzed, and translated into personalized healthcare recommendations. The framework incorporates machine learning algorithms for risk prediction, explainable AI mechanisms for decision transparency, and telehealth platforms for remote healthcare delivery (Lo' ai *et al*, 2016; Sun *et al*, 2020; Ramesh *et al*, 2022; Mishra *et al*, 2024) ^[50, 100, 90, 62].

The fourth phase focuses on system modelling and workflow development. A process model is developed to demonstrate interactions among patients, biosensors, AI systems, cloud computing resources, healthcare providers, and telehealth services. The workflow illustrates continuous data acquisition, real-time analytics, automated risk assessment, clinical alert generation, and preventive intervention

pathways. Particular attention is given to integrating cardiovascular and mental health monitoring within a single healthcare ecosystem (Sun *et al.*, 2020; Pateraki *et al.*, 2020; Monteiro *et al.*, 2021) [100, 78, 63].

The fifth phase involves framework validation through expert evaluation and theoretical verification. Healthcare professionals, public health experts, AI specialists, telehealth practitioners, and biomedical researchers may assess the framework's feasibility, practicality, scalability, and relevance to underserved populations. Feedback obtained during this stage can be used to refine system components and improve implementation readiness (Powell *et al.*, 2019;

Rudd *et al.*, 2020; Pereira *et al.*, 2022; Sadare *et al.*, 2020) [83, 93, 80, 94]. The final phase focuses on implementation planning and future evaluation strategies. Key performance indicators, clinical outcome measures, patient engagement metrics, and healthcare accessibility indicators are proposed to guide future pilot studies and clinical trials. This methodology provides a systematic pathway for developing a patent-inspired AI-integrated telehealth framework capable of advancing preventive cardiovascular and mental healthcare among underserved populations (Vaduganathan *et al.*, 2022; Vaccarino *et al.*, 2025; Victor *et al.*, 2024) [106, 105, 107].

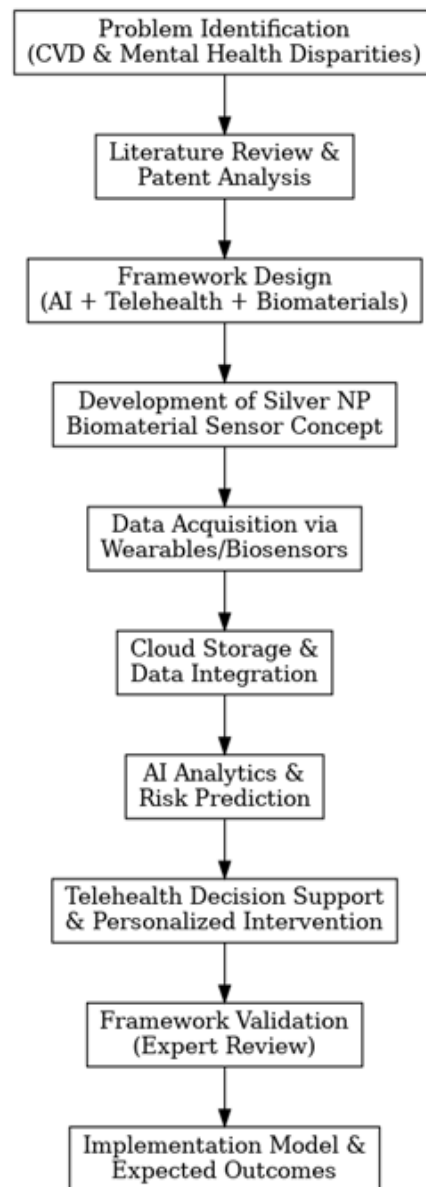


Fig 1: Flowchart of the study methodology

Overview of the patented silver nanoparticle-functionalized biomaterials and their healthcare potential

The emergence of nanotechnology in healthcare has created new opportunities for addressing some of the most persistent challenges in disease prevention, diagnosis, monitoring, and treatment. Among the various nanomaterials currently under investigation, silver nanoparticles have attracted considerable scientific and industrial interest because of their unique physicochemical and biological properties. The patented

invention developed by Titus Chinedu Egbosiuba and collaborators, titled “Tailored Process of Silver Nanoparticles Functionalized Biomaterials for Therapeutic Applications in Opioid Control, Drug Abuse Management, Bone Health and Mental Health,” represents an important advancement in the development of multifunctional biomaterials designed to address complex healthcare needs. The patent introduces an innovative process for producing silver nanoparticle-functionalized biomaterials capable of

delivering therapeutic benefits across diverse clinical domains. By integrating the distinctive characteristics of silver nanoparticles with engineered biomaterial matrices, the invention creates a platform that can support multiple therapeutic applications while maintaining biocompatibility and functional effectiveness (Isa, 2021) ^[36], (Orenuga, Oyeyemi & Olufemi John, 2024) ^[71].

A distinguishing feature of the patented technology is its focus on the functionalization of biomaterials using silver nanoparticles to enhance therapeutic performance. Functionalization involves modifying the surface or structural properties of biomaterials to improve their interaction with biological systems. Through this process, silver nanoparticles become embedded within or attached to biomaterial substrates, creating composite materials with enhanced biological activity and improved therapeutic potential. The innovation lies not only in the incorporation of silver nanoparticles but also in the tailored design approach that allows the biomaterials to be optimized for specific healthcare applications. This adaptability increases the versatility of the platform and opens opportunities for deployment across various disease management and preventive healthcare settings. The patented process therefore represents a convergence of nanotechnology, materials science, and biomedical engineering aimed at developing more effective and responsive healthcare solutions (Azevedo, Müller & Sant'Anna, 2024) ^[15], (Patil, Tandon & Tandon,

2022) ^[79].

The original therapeutic focus of the patent encompasses opioid control, drug abuse management, bone health enhancement, and mental health support. These applications address significant public health concerns that continue to affect populations worldwide. Opioid dependence and substance abuse disorders have reached epidemic proportions in many countries, creating substantial healthcare, social, and economic burdens. The patented biomaterials provide a novel therapeutic approach that may support intervention strategies designed to improve treatment outcomes and enhance patient recovery. In the area of bone health, the biomaterials offer potential benefits for tissue regeneration, healing processes, and structural support, thereby contributing to improved management of bone-related disorders and injuries. The mental health component of the patent is particularly significant because it recognizes the growing need for innovative therapeutic approaches capable of supporting individuals affected by psychological and behavioral health conditions. By targeting multiple health challenges through a single technological platform, the patent demonstrates the versatility and broad applicability of silver nanoparticle-functionalized biomaterials (Muis, *et al.*, 2025) ^[64], (Odezuligbo & Qin, 2025) ^[68]. Figure 2 shows figure of applications of silver nanoparticles presented by Agrawal, *et al.*, 2018 ^[4].

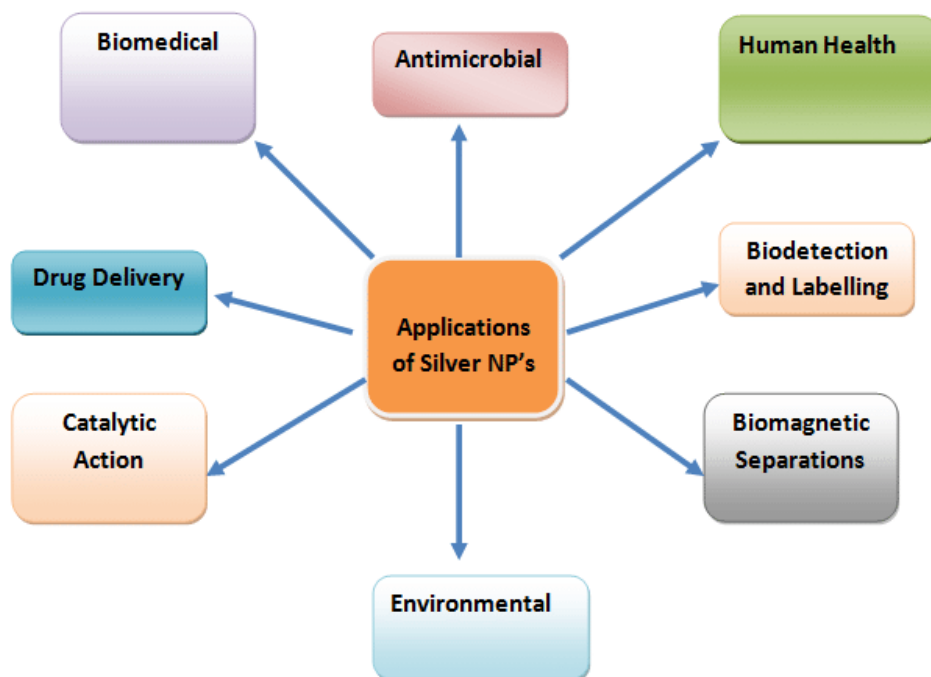


Fig 2: Applications of silver nanoparticles (Agrawal, *et al.*, 2018).

The healthcare potential of the patented technology is largely derived from the remarkable physicochemical properties of silver nanoparticles. These nanoparticles typically possess dimensions ranging from one to one hundred nanometers, enabling them to exhibit characteristics that differ significantly from those of bulk silver. Their high surface-area-to-volume ratio enhances their reactivity and interaction with biological systems, while their nanoscale dimensions facilitate penetration into tissues and cellular environments. Silver nanoparticles also exhibit unique optical, electrical, catalytic, and thermal properties that make them suitable for

diverse biomedical applications. These characteristics allow them to function as active therapeutic agents, diagnostic components, sensing materials, and drug delivery enhancers. Their versatility provides a strong foundation for the development of advanced healthcare technologies capable of addressing multiple disease conditions simultaneously (Jagun, Mbanugo & Jimoh, 2025) ^[39], (Sebukpor *et al.*, 2025) ^[95].

One of the most widely recognized biomedical properties of silver nanoparticles is their potent antimicrobial activity. Silver nanoparticles have demonstrated effectiveness against

a broad spectrum of microorganisms, including bacteria, fungi, and certain viruses. Their antimicrobial mechanisms involve disruption of microbial cell membranes, interference with cellular metabolic processes, and induction of oxidative stress within pathogenic organisms. These properties make silver nanoparticle-functionalized biomaterials particularly valuable in healthcare settings where infection prevention and control are critical. The incorporation of antimicrobial functionality into therapeutic biomaterials can reduce the risk of infection-related complications while enhancing overall treatment effectiveness. This capability is especially important in underserved healthcare environments where access to advanced infection control resources may be limited (Halliday & Alu, 2025) [33], (Jimoh & Omiyefa, 2025) [39].

In addition to their antimicrobial properties, silver nanoparticles exhibit significant anti-inflammatory effects. Chronic inflammation is a common underlying factor in numerous diseases, including cardiovascular disorders, mental health conditions, metabolic syndromes, and degenerative illnesses. Silver nanoparticles have been shown to modulate inflammatory pathways by influencing cytokine production, reducing inflammatory mediator activity, and promoting tissue repair processes. These anti-inflammatory characteristics contribute to their therapeutic value and support their use in preventive healthcare applications. By helping to regulate inflammatory responses, silver nanoparticle-functionalized biomaterials may assist in reducing disease progression and improving overall health outcomes (Burduşel *et al.*, 2018; Gherasim *et al.*, 2020) [19, 30]. The antioxidant properties of silver nanoparticles further enhance their biomedical significance. Oxidative stress occurs when the production of reactive oxygen species exceeds the body's capacity to neutralize them, resulting in cellular damage and increased disease risk. Oxidative stress has been implicated in the development of cardiovascular diseases, neurodegenerative disorders, mental health conditions, and aging-related complications. Silver nanoparticle-functionalized biomaterials may contribute to reducing oxidative damage by promoting antioxidant activity and supporting cellular protection mechanisms. This capability aligns closely with preventive healthcare objectives that seek to identify and mitigate risk factors before the onset of severe disease (Alu *et al.*, 2026) [10].

The therapeutic characteristics of the patented biomaterials extend beyond antimicrobial, anti-inflammatory, and antioxidant functions. Their potential role in controlled drug delivery, tissue regeneration, biosensing, and health monitoring creates opportunities for integration into next-generation healthcare systems. The ability to combine therapeutic and diagnostic functions within a single platform reflects the growing trend toward multifunctional medical technologies capable of delivering personalized and adaptive care. Such capabilities are particularly relevant in the context of precision medicine, where interventions are tailored to the specific needs, characteristics, and risk profiles of individual patients (Anthony *et al.*, 2026) [11].

Although the patent was originally developed for applications in opioid control, drug abuse management, bone health, and mental health, its underlying scientific principles make it highly adaptable for cardiovascular and preventive healthcare applications. Cardiovascular diseases remain the leading cause of mortality worldwide, and there is an increasing need for innovative technologies capable of supporting early detection, continuous monitoring, and preventive

intervention. Silver nanoparticle-functionalized biomaterials could potentially be adapted into smart biosensing systems capable of detecting biomarkers associated with hypertension, cardiac stress, inflammation, vascular dysfunction, and other cardiovascular risk factors. Such systems could provide real-time health information that supports timely clinical decision-making and personalized preventive strategies (Naganthran *et al.*, 2022; Sim *et al.*, 2018) [65, 97]. Figure 3 shows utilization of silver nanoparticles in diverse fields presented by Karataş *et al.*, 2026 [41].

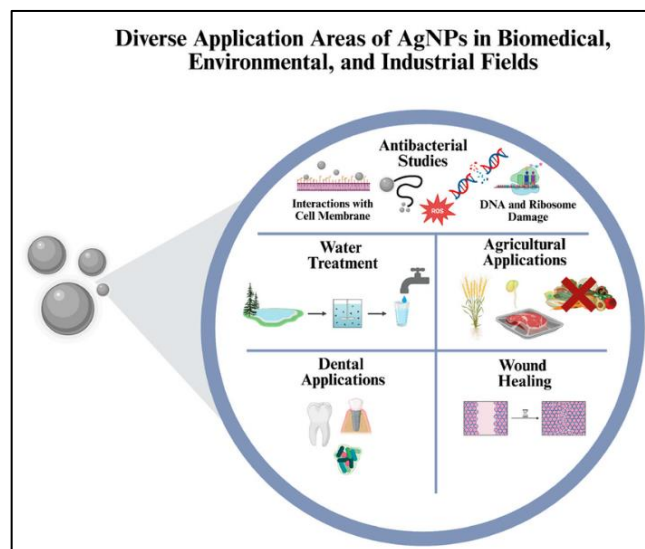


Fig 3: Utilization of Silver Nanoparticles in Diverse Fields (Karataş, *et al.*, 2026).

Similarly, the biomaterials may be adapted to support mental health monitoring and intervention. Mental health disorders often develop gradually and may remain undetected until symptoms become severe. By integrating biomaterial-enabled sensing technologies with wearable devices and remote monitoring systems, it may become possible to track physiological and behavioral indicators associated with stress, anxiety, depression, and other psychological conditions. These capabilities could facilitate early intervention and improve healthcare accessibility for individuals living in underserved communities where mental health services are often scarce.

The relevance of the patent extends significantly into the domains of digital health and precision healthcare. Modern healthcare systems are increasingly transitioning toward data-driven, personalized, and technology-enabled models of care. The patented biomaterials provide a foundation for developing intelligent healthcare devices capable of generating continuous streams of patient data. When integrated with artificial intelligence, machine learning algorithms, cloud computing infrastructures, and telehealth platforms, these biomaterials can contribute to comprehensive healthcare ecosystems that support predictive analytics, personalized interventions, and remote patient management. Such integration aligns closely with emerging healthcare priorities focused on prevention, accessibility, efficiency, and patient-centered care (Kumari *et al.*, 2025) [31], (Pasparakis, 2022) [77].

The patented silver nanoparticle-functionalized biomaterials developed by Titus Chinedu Egboşuba and collaborators therefore represent more than a therapeutic innovation; they provide a versatile technological platform with the potential

to influence the future of preventive medicine and digital healthcare. Their unique combination of antimicrobial, anti-inflammatory, antioxidant, therapeutic, and sensing capabilities positions them as promising components of next-generation healthcare systems. As healthcare increasingly embraces the convergence of nanotechnology, artificial intelligence, telehealth, and precision medicine, the patent serves as an important scientific foundation for developing innovative interventions aimed at improving cardiovascular and mental health outcomes, particularly among underserved populations that continue to experience significant healthcare disparities (Awe *et al.*, 2023; Egboosiuba *et al.*, 2025) [14, 26].

Artificial intelligence in preventive cardiovascular and mental healthcare

Artificial intelligence (AI) has emerged as one of the most transformative technologies in modern healthcare, fundamentally altering the manner in which diseases are detected, monitored, prevented, and managed. The growing convergence of computational intelligence, big data analytics, cloud computing, and biomedical sciences has enabled healthcare systems to move beyond traditional reactive approaches toward proactive and preventive models of care. This transformation is particularly significant in the management of cardiovascular diseases and mental health disorders, two interconnected public health challenges that continue to impose substantial burdens on individuals and healthcare systems worldwide. Within the context of AI-integrated telehealth deployment of silver nanoparticle-functionalized biomaterials, artificial intelligence serves as the analytical engine capable of converting complex biological, physiological, and behavioral data into actionable insights that support early intervention and personalized healthcare delivery.

The evolution of AI in healthcare delivery has been driven by advances in computing power, data availability, and algorithmic sophistication. Early healthcare applications of AI primarily focused on expert systems designed to assist clinicians in diagnosis and treatment planning. These systems relied on predefined rules and structured knowledge bases to

mimic aspects of human decision-making. However, the limitations of rule-based systems became evident as healthcare data grew increasingly complex and multidimensional. The emergence of machine learning and deep learning technologies marked a significant shift in the capabilities of AI systems. Unlike traditional expert systems, machine learning algorithms can learn directly from data, identify hidden patterns, and improve performance over time without explicit programming. This evolution has enabled AI to process large volumes of electronic health records, medical imaging data, laboratory results, genomic information, and real-time monitoring data with remarkable accuracy and efficiency. As a result, AI has become an indispensable component of modern healthcare systems seeking to improve diagnostic accuracy, operational efficiency, and patient outcomes (Keser *et al.*, 2026) [43], (Mikaeili *et al.*, 2025) [60]. A particularly important contribution of AI lies in its ability to support disease prevention through machine learning and predictive analytics. Preventive healthcare depends on the early identification of risk factors and the implementation of interventions before disease onset or progression. Machine learning algorithms excel at recognizing complex relationships among diverse health variables, enabling the prediction of future health outcomes based on historical and real-time data. Predictive analytics systems can analyze demographic characteristics, clinical histories, lifestyle factors, physiological measurements, and environmental influences to estimate an individual's likelihood of developing specific health conditions. These capabilities support the transition from generalized healthcare approaches toward personalized prevention strategies tailored to individual risk profiles. For underserved populations, where access to regular clinical evaluations may be limited, AI-powered predictive systems offer a practical mechanism for identifying high-risk individuals and facilitating timely interventions through telehealth platforms (Balogun *et al.*, 2025) [17], (Yusuff *et al.*, 2025) [111]. Figure 3 shows the role of artificial intelligence in cardiovascular medicine and research presented by Mathur *et al.*, 2020 [54].

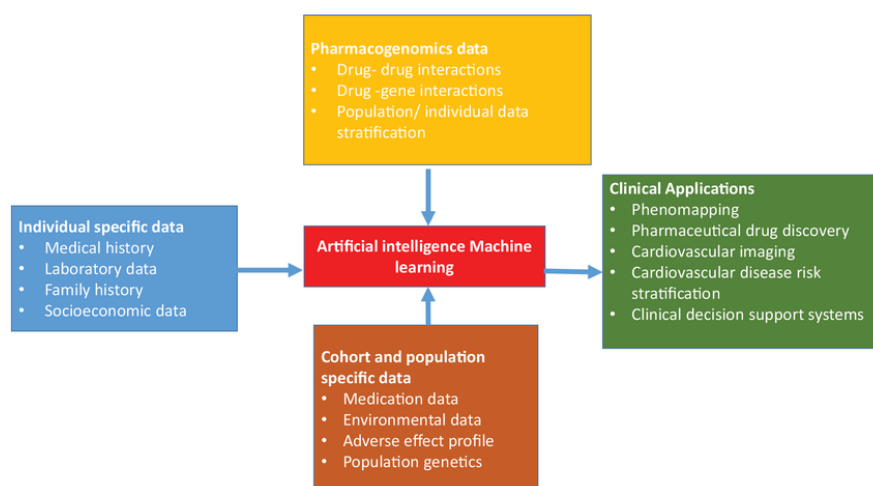


Fig 4: Role of artificial intelligence in cardiovascular medicine and research (Mathur, *et al.*, 2020).

The application of AI in cardiovascular healthcare has generated particularly promising results. Cardiovascular diseases remain the leading cause of mortality worldwide, often developing gradually through the accumulation of risk

factors such as hypertension, obesity, diabetes, sedentary lifestyles, smoking, and chronic stress. Traditional risk assessment tools provide valuable information but are frequently limited by their reliance on static clinical

measurements and generalized population data. AI-based cardiovascular risk prediction models offer a more dynamic and comprehensive approach by incorporating diverse datasets and continuously updating risk estimates as new information becomes available. Machine learning algorithms can analyze electrocardiogram signals, blood pressure trends, heart rate variability, wearable sensor data, laboratory biomarkers, imaging results, and lifestyle indicators to identify subtle patterns associated with cardiovascular dysfunction. These systems can predict the likelihood of adverse cardiovascular events such as heart attacks, strokes, arrhythmias, and heart failure with increasing levels of precision (Onah *et al.*, 2025) ^[69], (Opia *et al.*, 2025) ^[70]. By enabling early identification of cardiovascular risks, AI supports preventive interventions that can significantly reduce disease burden and improve long-term health outcomes.

Beyond cardiovascular applications, AI has demonstrated substantial potential in mental healthcare, particularly in the management of depression, anxiety, stress-related disorders, and behavioral health conditions. Mental health disorders often remain undiagnosed or undertreated due to social stigma, limited healthcare access, and the subjective nature of symptom assessment. Artificial intelligence provides new opportunities for objective and continuous mental health monitoring by analyzing behavioral, physiological, and digital health data. Machine learning models can detect patterns associated with emotional distress, cognitive decline, mood fluctuations, and behavioral changes using data obtained from wearable devices, mobile applications, electronic health records, and telehealth interactions. Physiological indicators such as sleep quality, heart rate variability, physical activity levels, speech patterns, facial expressions, and social engagement metrics can serve as valuable predictors of mental health status. By continuously monitoring these indicators, AI systems can identify early warning signs of depression, anxiety, and psychological distress, allowing healthcare providers to intervene before conditions worsen (El Sherbini *et al.*, 2024) ^[28], (Kothinti, 2024) ^[47].

The integration of AI into behavioral health monitoring is particularly relevant for underserved populations where mental health services may be scarce or inaccessible. Telehealth platforms equipped with AI capabilities can provide remote screening, risk assessment, and follow-up support for individuals who would otherwise face significant barriers to care. Automated mental health assessment tools can help identify vulnerable individuals, prioritize clinical resources, and facilitate referrals to appropriate support services. Furthermore, AI-driven conversational agents and digital therapeutic systems can provide supplementary mental health support, educational resources, and self-management guidance between clinical encounters. These capabilities contribute to more accessible, scalable, and equitable mental healthcare delivery (Adeleke, Ajala & Olugbogi, 2021) ^[2].

As AI systems become increasingly integrated into healthcare decision-making processes, concerns regarding transparency, accountability, and trustworthiness have gained prominence. Many advanced machine learning models, particularly deep learning algorithms, operate as complex "black boxes" whose internal decision-making processes are difficult to interpret. In healthcare settings, clinicians and patients often require clear explanations for recommendations, predictions, and

treatment decisions. This need has led to the development of explainable artificial intelligence (XAI), an emerging field focused on making AI systems more transparent and understandable. Explainable AI provides insights into the factors influencing predictions and recommendations, enabling clinicians to validate algorithmic outputs and maintain confidence in decision-making processes. In preventive cardiovascular and mental healthcare, explainable AI can identify the specific risk factors contributing to elevated disease risk, allowing healthcare providers to develop targeted intervention strategies. Such transparency is essential for promoting ethical AI adoption, improving patient trust, and supporting regulatory compliance (Meder, Asselbergs & Ashley, 2025) ^[57], (Whiteson & Frishman, 2025) ^[108].

Clinical decision support systems represent another important application of AI in healthcare. These systems integrate patient data, clinical guidelines, predictive analytics, and evidence-based recommendations to assist healthcare professionals in making informed decisions. AI-enhanced clinical decision support systems can continuously analyze incoming patient data and generate alerts, recommendations, and risk assessments in real time. Within telehealth environments, these systems enable healthcare providers to monitor large populations efficiently while maintaining individualized care. For underserved communities with limited healthcare resources, AI-powered decision support systems can help optimize resource allocation, improve care coordination, and enhance preventive healthcare delivery.

The opportunities for integrating AI with nanoparticle-enabled diagnostic platforms inspired by the patented silver nanoparticle-functionalized biomaterials are particularly compelling. The patented technology developed by Titus Chinedu Egbosiuba and collaborators provides a foundation for creating intelligent biomaterial systems capable of generating valuable physiological and biochemical data. Silver nanoparticle-functionalized biomaterials possess unique sensing capabilities that can potentially detect biomarkers associated with cardiovascular diseases, inflammation, oxidative stress, mental health conditions, and other physiological abnormalities. When incorporated into wearable devices, implantable sensors, or remote monitoring platforms, these biomaterials can generate continuous streams of health-related information suitable for AI analysis. Artificial intelligence can serve as the analytical framework that transforms raw sensor data into clinically meaningful insights. Machine learning algorithms can process biomarker data obtained from nanoparticle-enabled sensors, identify deviations from normal physiological patterns, predict emerging health risks, and recommend personalized interventions. For example, silver nanoparticle-based biosensors could monitor inflammatory markers associated with cardiovascular disease progression, while AI systems interpret the resulting data to generate individualized risk assessments. Similarly, physiological indicators linked to stress and mental health conditions could be continuously monitored through biomaterial-enabled platforms and analyzed using predictive algorithms to support early intervention strategies (Dorraki *et al.*, 2024) ^[24], (Karatas *et al.*, 2025) ^[42].

The integration of AI with nanoparticle-functionalized biomaterials also aligns with the broader goals of precision medicine and digital healthcare transformation. By

combining advanced sensing technologies with intelligent data analytics, healthcare systems can move toward more personalized, predictive, preventive, and participatory models of care. Such systems are particularly valuable in underserved populations where healthcare access is limited and disease burdens are often disproportionately high. The convergence of AI, telehealth, and patented silver nanoparticle-functionalized biomaterials therefore represents a promising pathway for developing innovative healthcare solutions capable of improving cardiovascular and mental health outcomes while addressing longstanding healthcare disparities. Through continuous monitoring, predictive analytics, explainable decision support, and personalized intervention strategies, AI has the potential to become a central component of future preventive healthcare ecosystems inspired by this groundbreaking patent innovation (Adeleke & Olugbogi, 2025; Osabuohien & Ngedu, 2023) ^[1, 73].

Telehealth infrastructure for underserved populations

Telehealth has emerged as one of the most significant healthcare innovations of the twenty-first century, transforming the way healthcare services are delivered, accessed, and managed across diverse populations. The rapid advancement of communication technologies, internet connectivity, cloud computing, mobile devices, and digital health platforms has enabled healthcare providers to extend medical services beyond the traditional boundaries of hospitals and clinics. Telehealth encompasses a broad range of healthcare activities, including remote consultations, virtual examinations, health education, disease monitoring, rehabilitation services, and preventive care interventions. Its growth has accelerated substantially in recent years due to increasing healthcare demands, technological advancements, and the need to overcome geographical and socioeconomic barriers to healthcare access. For underserved populations, telehealth represents a particularly valuable tool for reducing healthcare disparities and improving access to essential medical services. Within the framework of AI-integrated telehealth deployment of silver nanoparticle-functionalized biomaterials, telehealth serves as the operational infrastructure through which preventive cardiovascular and mental healthcare services can be delivered efficiently, continuously, and equitably (Agate, 2017) ^[3], (Erikson *et al*, 2023) ^[29].

The significance of telehealth extends beyond convenience and cost reduction. It has become a critical mechanism for expanding healthcare coverage to populations that have historically experienced limited access to healthcare services. Rural communities, low-income populations, ethnic minorities, elderly individuals, and geographically isolated groups frequently encounter substantial challenges in obtaining timely medical care. Healthcare workforce shortages, inadequate transportation systems, long travel distances to healthcare facilities, and financial constraints often prevent these populations from receiving preventive screenings, routine check-ups, and early interventions. As a result, many individuals present with advanced stages of disease that could have been prevented or managed more effectively through earlier detection and treatment. Telehealth helps address these challenges by enabling healthcare providers to reach patients remotely, thereby reducing barriers associated with distance, mobility, and healthcare infrastructure limitations (Osabuohien, 2025) ^[104],

(Udechukwu *et al*, 2025) ^[102].

Healthcare disparities remain a major obstacle to achieving equitable health outcomes worldwide. Underserved communities frequently experience higher rates of cardiovascular diseases, mental health disorders, diabetes, hypertension, obesity, and other chronic conditions. These disparities are often driven by complex interactions among socioeconomic factors, educational limitations, healthcare accessibility challenges, environmental influences, and social determinants of health. In many rural regions, healthcare facilities are sparsely distributed, specialist services are unavailable, and healthcare resources are insufficient to meet community needs. Mental health services are particularly scarce in underserved areas, resulting in delayed diagnosis, untreated psychological conditions, and increased disease burden. Financial barriers further exacerbate these challenges, as many individuals lack adequate health insurance coverage or cannot afford transportation and treatment costs. Consequently, there is an urgent need for innovative healthcare delivery models capable of overcoming these structural barriers and improving access to preventive care (Mayaki, 2024) ^[55], (Obrik-Uloho *et al*, 2025) ^[67].

Telehealth offers a practical and scalable solution for addressing many of these healthcare access challenges. Through video consultations, mobile health applications, telephone-based services, and digital communication platforms, healthcare providers can establish continuous connections with patients regardless of their physical location. This capability is particularly important for preventive healthcare, where regular monitoring and timely interventions are essential for reducing disease progression. Telehealth enables healthcare professionals to conduct routine assessments, provide health education, monitor treatment adherence, and deliver behavioral health support without requiring patients to travel to healthcare facilities. Such accessibility is especially valuable for cardiovascular and mental health management, both of which often require ongoing monitoring and long-term engagement between patients and healthcare providers.

One of the most transformative components of modern telehealth infrastructure is remote patient monitoring technology. Remote patient monitoring involves the continuous collection, transmission, and analysis of health-related data from patients outside traditional clinical settings. These technologies enable healthcare providers to track physiological indicators in real time, facilitating early detection of abnormalities and supporting proactive healthcare interventions. Remote monitoring systems can measure a wide range of parameters, including heart rate, blood pressure, blood oxygen levels, respiratory rate, physical activity, sleep patterns, glucose levels, and stress-related biomarkers. The availability of continuous health data significantly enhances the ability of healthcare providers to identify emerging health risks and respond promptly to changes in patient conditions (Mayaki, 2025) ^[56], (Uzoho, 2022) ^[104].

For cardiovascular healthcare, remote patient monitoring technologies provide valuable insights into disease progression and risk management. Continuous monitoring of blood pressure, heart rate variability, electrocardiographic signals, and physical activity levels allows clinicians to detect early signs of cardiovascular dysfunction before severe complications occur. Similarly, remote monitoring technologies can support mental healthcare by tracking

indicators associated with stress, anxiety, depression, and behavioral health changes. Physiological markers such as sleep disturbances, reduced physical activity, altered heart rate variability, and behavioral patterns can serve as early warning signs of psychological distress. The ability to monitor these indicators remotely enhances opportunities for timely intervention and personalized care.

The effectiveness of remote patient monitoring is closely linked to the increasing adoption of wearable devices and digital health ecosystems. Wearable technologies have evolved significantly over the past decade, becoming more sophisticated, affordable, and accessible. Devices such as smartwatches, fitness trackers, biosensor patches, and portable monitoring systems can continuously collect physiological data while remaining minimally intrusive to users. These devices are capable of measuring multiple health parameters simultaneously and transmitting data to cloud-based platforms for storage and analysis. The integration of wearable devices into digital health ecosystems creates a comprehensive infrastructure for continuous health monitoring, patient engagement, and healthcare delivery (Kobeissi & Hickey, 2023) ^[46].

Digital health ecosystems connect patients, healthcare providers, caregivers, researchers, and healthcare organizations through interconnected technological platforms. These ecosystems facilitate seamless data exchange, remote communication, health record integration, and clinical decision support. Within such environments, wearable devices function as frontline data collection tools, generating real-time information that supports preventive healthcare interventions. The combination of wearable technologies and telehealth platforms enables healthcare providers to maintain continuous oversight of patient health while empowering individuals to take a more active role in managing their own well-being. This patient-centered approach aligns closely with modern healthcare priorities emphasizing prevention, personalization, and accessibility (Bagchi *et al.*, 2022) ^[16].

The integration of telemedicine with artificial intelligence-enabled healthcare platforms further enhances the capabilities of telehealth infrastructure. Artificial intelligence provides advanced analytical capabilities that transform raw health data into meaningful clinical insights. Telemedicine platforms equipped with AI can process large volumes of physiological, behavioral, and clinical information to identify patterns, predict health risks, and generate personalized recommendations. Machine learning algorithms can analyze continuously collected patient data to detect subtle changes that may indicate emerging cardiovascular or mental health problems. These predictive capabilities enable healthcare providers to intervene proactively rather than reactively, thereby improving health outcomes and reducing healthcare costs.

AI-enabled telehealth platforms also facilitate clinical decision support by providing healthcare professionals with evidence-based recommendations and risk assessments. For underserved populations where healthcare resources may be limited, AI-assisted telemedicine systems can help optimize resource allocation, prioritize high-risk patients, and improve care coordination. Automated alerts, predictive models, and personalized intervention strategies enhance the effectiveness of telehealth services while supporting more efficient healthcare delivery. Furthermore, AI can help address healthcare workforce shortages by automating

routine monitoring tasks and enabling healthcare providers to focus on patients requiring direct clinical attention (Bell *et al.*, 2023) ^[18].

The patented silver nanoparticle-functionalized biomaterials developed by Titus Chinedu Egbosiuba and collaborators introduce an innovative opportunity to strengthen telehealth capabilities through advanced sensing technologies. These biomaterials possess unique physicochemical properties that make them suitable for incorporation into biosensors, wearable monitoring devices, and remote diagnostic platforms. The antimicrobial, anti-inflammatory, antioxidant, and biocompatible characteristics of silver nanoparticles provide a strong foundation for developing intelligent health monitoring systems capable of functioning effectively in diverse healthcare environments (Leath *et al.*, 2018) ^[49], (Mahtta *et al.*, 2021) ^[52].

Patent-inspired biomaterial sensors can significantly enhance the quality and scope of data available within telehealth systems. By integrating silver nanoparticle-functionalized biomaterials into wearable devices, healthcare platforms can potentially monitor a broader range of physiological and biochemical indicators than conventional sensors. Such sensors may be capable of detecting inflammatory biomarkers, oxidative stress markers, cardiovascular risk indicators, metabolic changes, and physiological responses associated with mental health conditions. Continuous monitoring of these biomarkers would provide valuable information regarding an individual's health status and disease risk profile (Phan *et al.*, 2021) ^[81], (Uzoho, 2021) ^[103]. The integration of these advanced biomaterial sensors into telehealth infrastructure could create a new generation of intelligent remote monitoring systems. Data generated by the sensors could be transmitted in real time to cloud-based telehealth platforms, where artificial intelligence algorithms analyze the information and identify emerging health risks. Healthcare providers could then receive automated alerts, risk assessments, and personalized intervention recommendations. For underserved populations, such systems offer the potential to overcome longstanding barriers to healthcare access by bringing advanced diagnostic and preventive capabilities directly into homes and communities (Park *et al.*, 2018) ^[75], (Phuong *et al.*, 2023) ^[82].

Ultimately, telehealth infrastructure represents the backbone of the proposed AI-integrated framework for preventive cardiovascular and mental healthcare. Its ability to connect patients, healthcare providers, wearable technologies, artificial intelligence systems, and patent-inspired biomaterial sensors creates a comprehensive ecosystem capable of supporting continuous monitoring, early detection, and personalized intervention. By combining the accessibility of telehealth with the analytical power of AI and the innovative sensing capabilities of silver nanoparticle-functionalized biomaterials, healthcare systems can move closer to achieving equitable, preventive, and patient-centered care for underserved populations. Such an approach not only addresses current healthcare disparities but also establishes a foundation for the future of digital health and precision medicine (Edwin *et al.*, 2025) ^[25].

Silver nanoparticle-functionalized biomaterials as smart biosensing and therapeutic platforms

The convergence of nanotechnology, biomaterials engineering, artificial intelligence, and telehealth is creating unprecedented opportunities for transforming preventive

healthcare delivery. Among the emerging innovations in this field, silver nanoparticle-functionalized biomaterials have gained significant attention due to their multifunctional biomedical properties and their potential to serve as both therapeutic and diagnostic platforms. The patented invention developed by Titus Chinedu Egbosiuba and collaborators, which focuses on the tailored development of silver nanoparticle-functionalized biomaterials for applications in opioid control, drug abuse management, bone health, and mental health, provides a valuable foundation for extending these technologies into broader healthcare domains. Within the proposed AI-integrated telehealth framework for preventive cardiovascular and mental health interventions, these biomaterials can serve as smart biosensing and therapeutic platforms capable of enabling continuous health monitoring, personalized intervention, and real-time disease prevention (Prakashan *et al*, 2025) ^[84], (Triantafyllopoulos & Papaioannou, 2022) ^[101].

The development of smart biosensors from the patented biomaterials represents one of the most promising applications of this innovation. Smart biosensors are analytical devices that combine biological recognition elements with signal transduction mechanisms to detect physiological and biochemical changes within the body. The incorporation of silver nanoparticles into biomaterial matrices enhances sensor sensitivity, specificity, conductivity, and responsiveness. Owing to their nanoscale dimensions and large surface-area-to-volume ratio, silver nanoparticles provide numerous active sites for biomolecular interactions, enabling the detection of low concentrations of disease-related biomarkers. Functionalized biomaterials containing silver nanoparticles can therefore be engineered to respond to physiological changes by generating measurable electrical, optical, electrochemical, or biochemical signals. These signals can subsequently be transmitted through wearable devices and telehealth platforms for real-time health monitoring and clinical assessment (Rahayu, 2025) ^[88], (Xiao *et al*, 2026) ^[109].

The significance of biosensor technology becomes particularly evident in the context of cardiovascular disease prevention. Cardiovascular diseases often develop silently over extended periods before manifesting as severe clinical events such as myocardial infarctions, strokes, arrhythmias, or heart failure. Early identification of physiological abnormalities is therefore critical for effective prevention. Silver nanoparticle-functionalized biosensors can potentially be designed to detect cardiovascular biomarkers associated with inflammation, endothelial dysfunction, oxidative stress, metabolic abnormalities, and cardiac injury. Biomarkers such as C-reactive protein, troponins, natriuretic peptides, inflammatory cytokines, and oxidative stress indicators provide valuable information regarding cardiovascular health status and disease risk. Through continuous monitoring of these biomarkers, biosensor platforms could identify subtle physiological changes that precede clinical symptoms, thereby enabling timely intervention and risk mitigation (Chen *et al*, 2020) ^[21], (Goshisht *et al*, 2025) ^[31].

The integration of biomarker detection capabilities into telehealth infrastructures significantly enhances the potential impact of preventive healthcare systems. Unlike conventional diagnostic approaches that rely on periodic clinical testing, smart biosensors facilitate continuous monitoring and real-time data acquisition. This capability is especially valuable for individuals living in underserved

communities where access to regular medical evaluations may be limited. By continuously collecting physiological information and transmitting it to healthcare providers through digital platforms, silver nanoparticle-enabled biosensors can help bridge healthcare access gaps while supporting proactive disease management strategies. Such systems align closely with the objectives of precision medicine, which seeks to tailor healthcare interventions based on individual biological characteristics and risk profiles.

Beyond cardiovascular applications, the patented biomaterials possess significant potential for monitoring stress, depression, anxiety, and other mental health indicators. Mental health disorders remain among the most prevalent and underdiagnosed health conditions globally, particularly in underserved populations where mental health resources are scarce. Traditional approaches to mental health assessment often depend on subjective self-reporting and periodic clinical evaluations, which may not adequately capture fluctuations in psychological well-being. Emerging research increasingly demonstrates that mental health conditions are associated with measurable physiological changes involving neuroendocrine, inflammatory, cardiovascular, and metabolic systems. Biomarkers related to cortisol levels, inflammatory cytokines, autonomic nervous system activity, oxidative stress, and sleep quality can provide valuable insights into psychological health status (Gupta *et al*, 2024) ^[32], (Rahul *et al*, 2024) ^[89].

Silver nanoparticle-functionalized biosensors may be adapted to monitor these physiological indicators continuously and non-invasively. Through integration with wearable technologies, such biosensors could track stress-related changes in biomarker concentrations, heart rate variability, skin conductance, sleep patterns, and physical activity levels. These data streams could then be analyzed using artificial intelligence algorithms to identify patterns associated with depression, anxiety, chronic stress, and behavioral health deterioration. Early detection of such changes would enable healthcare providers to intervene before mental health conditions progress to more severe stages. Furthermore, continuous monitoring could support personalized treatment strategies and facilitate more effective management of long-term mental health conditions (Arghavani *et al*, 2025) ^[13], (Kammarchedu *et al*, 2024) ^[40].

An equally important aspect of the patented innovation lies in its therapeutic potential. Silver nanoparticle-functionalized biomaterials are not limited to sensing applications but may also serve as advanced drug delivery platforms capable of supporting controlled therapeutic release mechanisms. Controlled drug delivery systems are designed to release therapeutic agents at predetermined rates, locations, and durations to maximize treatment effectiveness while minimizing adverse effects. The incorporation of silver nanoparticles into biomaterial matrices can enhance drug loading capacity, improve release kinetics, and increase targeting precision. These properties enable the development of responsive therapeutic systems capable of adapting drug release profiles according to physiological conditions (Miranda *et al*, 2021) ^[61], (Rabiee *et al*, 2022) ^[86].

Within cardiovascular healthcare, controlled therapeutic release mechanisms may support the delivery of medications used to manage hypertension, inflammation, oxidative stress, thrombosis, and other cardiovascular risk factors. Rather than relying solely on conventional dosing schedules, smart

biomaterial systems could potentially respond to physiological signals and release therapeutic agents when specific conditions are detected. Such adaptive delivery systems may improve treatment adherence, optimize therapeutic outcomes, and reduce medication-related complications. Similarly, in mental healthcare applications, controlled release platforms could facilitate the administration of therapeutic compounds aimed at managing depression, anxiety, stress disorders, and related conditions. By maintaining more stable therapeutic concentrations and reducing fluctuations associated with traditional medication regimens, these systems may contribute to improved patient outcomes and enhanced quality of life (Ramesh *et al*, 2022) [90].

The successful deployment of silver nanoparticle-functionalized biomaterials in healthcare settings depends significantly on considerations related to biocompatibility and safety. Biocompatibility refers to the ability of a material to interact with biological systems without causing harmful or undesirable effects. Since these biomaterials are intended for prolonged interaction with human tissues and physiological systems, ensuring their safety is essential for clinical adoption. Silver nanoparticles have demonstrated substantial biomedical potential; however, their biological interactions must be carefully controlled to avoid toxicity, excessive accumulation, or unintended immune responses. Functionalization strategies employed within the patented technology contribute to improving nanoparticle stability, reducing aggregation, and enhancing compatibility with biological environments (Raghunathan *et al*, 2024) [87].

Safety assessments of silver nanoparticle-functionalized biomaterials typically focus on parameters such as cytotoxicity, biodistribution, degradation behavior, inflammatory responses, and long-term physiological effects. Advances in biomaterials engineering have enabled the development of coatings, matrices, and encapsulation techniques that improve nanoparticle safety while preserving therapeutic effectiveness. Additionally, the incorporation of these materials into wearable sensors and external monitoring devices may further reduce potential safety concerns by limiting direct systemic exposure. Ongoing research and rigorous clinical evaluation remain necessary to ensure that the benefits of these technologies outweigh potential risks and that they meet regulatory standards for healthcare applications (Choi *et al*, 2025) [22], (Pala *et al*, 2018) [74].

The translational opportunities arising from the patented innovation are extensive and align closely with emerging trends in digital health, precision medicine, and preventive healthcare. Translation refers to the process of converting scientific discoveries into practical healthcare solutions capable of improving patient outcomes. The patented silver nanoparticle-functionalized biomaterials provide a versatile technological platform that can be adapted for numerous applications beyond their original therapeutic focus. Their integration into wearable biosensors, telehealth infrastructures, artificial intelligence systems, and remote monitoring platforms creates opportunities for developing comprehensive healthcare ecosystems that support continuous disease prevention and management.

For underserved populations, these translational opportunities are particularly significant. Healthcare disparities often stem from limitations in access to diagnostic services, specialist care, and preventive interventions. Smart biosensors derived from the patented biomaterials could

bring advanced diagnostic capabilities directly into homes and communities, reducing dependence on centralized healthcare facilities. Coupled with telehealth technologies and AI-powered analytics, these systems could facilitate continuous monitoring, early risk detection, personalized treatment recommendations, and remote clinical support. Such capabilities have the potential to improve healthcare accessibility, reduce healthcare costs, and enhance population health outcomes (Ahmad, 2025) [5], (Mahalakshmi *et al*, 2025) [51].

Furthermore, the patented innovation provides a foundation for future research and development in areas such as personalized medicine, digital therapeutics, remote diagnostics, and intelligent healthcare systems. The combination of sensing, therapeutic, and data-generating functions within a single biomaterial platform reflects the growing movement toward integrated healthcare technologies capable of supporting preventive and precision-based care. As healthcare systems increasingly prioritize early intervention and patient-centered approaches, silver nanoparticle-functionalized biomaterials are positioned to become key enablers of next-generation healthcare delivery (Hemdan *et al*, 2024) [34], (Pateraki *et al*, 2020) [78].

The patented technology developed by Titus Chinedu Egbosiuba and collaborators therefore represents a transformative innovation with far-reaching implications for preventive cardiovascular and mental healthcare. Through their application as smart biosensing and therapeutic platforms, silver nanoparticle-functionalized biomaterials offer the potential to improve disease detection, enable continuous monitoring, support controlled therapeutic delivery, and facilitate personalized interventions. Their integration within AI-driven telehealth ecosystems provides a promising pathway for addressing healthcare disparities and advancing the future of precision medicine, particularly among underserved populations that stand to benefit most from accessible and innovative healthcare solutions.

Proposed AI-integrated telehealth framework inspired by the patent

The proposed AI-integrated telehealth framework for the deployment of silver nanoparticle-functionalized biomaterials represents a next-generation preventive healthcare model designed to address the growing burden of cardiovascular diseases and mental health disorders among underserved populations. The framework is inspired by the patented innovation developed by Titus Chinedu Egbosiuba and collaborators, which introduced a tailored process for developing silver nanoparticle-functionalized biomaterials for therapeutic applications in opioid control, drug abuse management, bone health, and mental health. While the original patent focused on specific therapeutic domains, its scientific principles provide a foundation for creating an integrated healthcare ecosystem that combines advanced biomaterials, artificial intelligence, telehealth technologies, wearable monitoring systems, and cloud-based healthcare infrastructures. The resulting framework seeks to overcome healthcare access barriers while enabling continuous disease prevention, early risk detection, and personalized intervention for vulnerable populations (Egbosiuba *et al*, 2025) [26, 27], (Suhag, 2025) [99].

At the core of the proposed framework is a multilayer conceptual architecture that integrates biological sensing, digital communication, intelligent analytics, and clinical

decision-making into a unified healthcare system. The architecture consists of four interconnected layers: the sensing layer, the communication layer, the intelligence layer, and the healthcare delivery layer. The sensing layer comprises wearable devices and monitoring systems embedded with silver nanoparticle-functionalized biomaterial sensors capable of continuously collecting physiological and biochemical information from patients. The communication layer facilitates secure transmission of health data through wireless networks, mobile applications, and telehealth platforms (Marinescu *et al.*, 2025) ^[53], (Pramanik *et al.*, 2020) ^[85]. The intelligence layer incorporates cloud computing resources and artificial intelligence algorithms that process, analyze, and interpret incoming health information. Finally, the healthcare delivery layer connects healthcare professionals, caregivers, and patients through telehealth interfaces that support preventive interventions, remote consultations, and personalized healthcare management. The interaction among these layers creates a dynamic healthcare ecosystem capable of providing continuous monitoring and timely clinical responses.

The data acquisition component of the framework relies heavily on biomaterial-enabled sensors derived from the patented silver nanoparticle-functionalized technology. Traditional healthcare systems often depend on periodic clinical assessments that provide only limited snapshots of a patient's health status. In contrast, the proposed framework employs continuous monitoring mechanisms capable of generating real-time physiological and biochemical data. Silver nanoparticle-functionalized biomaterials possess unique sensing capabilities due to their high surface-area-to-volume ratio, electrical conductivity, and enhanced responsiveness to biological interactions. These properties enable the development of highly sensitive biosensors capable of detecting biomarkers associated with cardiovascular diseases, mental health conditions, inflammation, oxidative stress, and metabolic dysfunction (Alla *et al.*, 2025) ^[9], (Chakilam, 2022) ^[20].

The sensors can be incorporated into wearable devices such as smartwatches, skin patches, biosensing bands, and portable monitoring platforms. Through continuous interaction with biological fluids and physiological systems, these devices collect data related to heart rate variability, blood pressure fluctuations, inflammatory markers, stress hormones, physical activity patterns, sleep quality, and other relevant health indicators. The continuous nature of data acquisition provides a more comprehensive understanding of an individual's health trajectory than conventional episodic healthcare encounters. For underserved populations, where routine clinical evaluations may be infrequent, this capability is particularly valuable for identifying health risks before severe disease manifestations occur (Anusuya & Ezema, 2025) ^[12], (Dave *et al.*, 2022) ^[23].

Once collected, the physiological and biochemical data are transmitted to a cloud computing infrastructure that forms the computational backbone of the proposed framework. Cloud computing provides scalable storage, processing capacity, and accessibility necessary for managing large volumes of health-related information generated by remote monitoring systems. The cloud environment enables real-time aggregation of data from multiple patients, wearable devices, healthcare facilities, and telehealth platforms. This centralized infrastructure supports efficient data management while facilitating integration across diverse healthcare

services and stakeholders.

The cloud computing layer is closely integrated with artificial intelligence analytics that transform raw health data into actionable clinical insights. Machine learning algorithms, predictive analytics models, deep learning systems, and pattern recognition techniques continuously analyze incoming information to identify health trends, detect abnormalities, and forecast future health outcomes. For cardiovascular health monitoring, AI algorithms evaluate physiological indicators such as blood pressure trends, heart rate variability, inflammatory biomarkers, and activity levels to estimate disease risk and predict adverse cardiovascular events. Similarly, mental health assessments are supported through analysis of stress-related biomarkers, behavioral patterns, sleep disturbances, physiological responses, and activity data that may indicate emerging psychological distress. The combination of cloud computing and AI analytics creates a powerful intelligence layer capable of supporting preventive healthcare on a large scale (Narla *et al.*, 2020) ^[66], (Rehan, 2024) ^[91].

An important feature of the proposed framework is the telehealth communication infrastructure that connects patients and healthcare providers. Telehealth serves as the operational platform through which clinical services, consultations, monitoring activities, and preventive interventions are delivered. The communication infrastructure includes mobile health applications, secure messaging systems, video conferencing platforms, electronic health records, and patient engagement portals. These technologies facilitate continuous interaction between patients and healthcare professionals regardless of geographical location.

The clinician interface is specifically designed to provide healthcare providers with intuitive access to patient information, risk assessments, and decision-support tools. Healthcare professionals can review real-time physiological data, AI-generated risk scores, biomarker trends, and predictive health reports through integrated dashboards. Automated alerts notify clinicians when significant changes in patient health status are detected, enabling timely intervention and proactive care management. The interface also supports communication with patients through teleconsultations, educational messaging, medication reminders, and personalized health recommendations. Such capabilities are particularly valuable in underserved settings where healthcare resources are limited and efficient patient management is essential (Lo'ai *et al.*, 2016) ^[50], (Sun *et al.*, 2020) ^[100].

A central objective of the proposed framework is the delivery of personalized risk assessment and intervention pathways. Traditional healthcare models often rely on generalized treatment approaches that may not adequately address individual variations in disease susceptibility and health behavior. The integration of AI with continuous monitoring systems enables the development of individualized health profiles based on each patient's unique physiological, behavioral, environmental, and clinical characteristics. Machine learning algorithms analyze multiple data streams to identify risk factors and generate personalized predictions regarding cardiovascular and mental health outcomes.

Based on these assessments, the framework recommends tailored intervention strategies designed to reduce disease risk and promote long-term health. Patients identified as having elevated cardiovascular risk may receive

recommendations related to physical activity, nutrition, stress management, medication adherence, and lifestyle modification. Individuals exhibiting signs of psychological distress may be directed toward mental health resources, behavioral interventions, counseling services, or targeted preventive support. The dynamic nature of AI-driven risk assessment allows intervention strategies to evolve continuously as new health data become available, ensuring that care remains responsive to changing patient needs (Ahmed *et al.*, 2023) ^[6].

A distinguishing characteristic of the framework is its integration of cardiovascular and mental health management within a single preventive healthcare platform. Growing scientific evidence demonstrates a strong relationship between cardiovascular diseases and mental health disorders. Chronic stress, anxiety, depression, and social isolation are recognized contributors to cardiovascular risk, while cardiovascular diseases themselves often increase the likelihood of psychological distress. Despite these interactions, healthcare systems frequently treat cardiovascular and mental health conditions separately, resulting in fragmented care and missed opportunities for comprehensive prevention.

The proposed framework addresses this challenge by simultaneously monitoring physiological and psychological indicators through interconnected sensing, analytics, and intervention systems. Data obtained from biomaterial-enabled sensors support both cardiovascular and mental health assessments, allowing healthcare providers to evaluate the complex interactions between physical and psychological well-being. AI algorithms analyze these multidimensional datasets to identify shared risk factors and develop integrated intervention strategies that address both domains. This holistic approach reflects the growing emphasis on whole-person healthcare and supports improved long-term health outcomes (Shukla & Kumar, 2023) ^[96], (Yandamuri, 2026) ^[110].

The role of the patented silver nanoparticle-functionalized biomaterials is fundamental to the success of the proposed framework. The patent serves as the primary technological enabler that distinguishes this model from conventional telehealth and remote monitoring systems. The unique physicochemical, antimicrobial, anti-inflammatory, antioxidant, therapeutic, and sensing properties of the patented biomaterials provide the foundation for advanced biosensor development and intelligent health monitoring. Without the sensing capabilities enabled by these biomaterials, the framework would lack the capacity for continuous biochemical monitoring and early disease detection that underpin its preventive healthcare objectives. Furthermore, the patent contributes to the framework's adaptability, scalability, and future innovation potential. The multifunctional nature of silver nanoparticle-functionalized biomaterials allows them to support diverse healthcare applications, including disease detection, therapeutic delivery, physiological monitoring, and personalized intervention. Their integration within telehealth ecosystems demonstrates how innovations in nanotechnology can be translated into practical healthcare solutions capable of addressing real-world healthcare challenges. By serving as the technological bridge between biological sensing and digital health systems, the patented biomaterials enable the creation of a comprehensive AI-integrated telehealth framework capable of advancing preventive cardiovascular

and mental healthcare among underserved populations. This framework represents a significant step toward achieving accessible, equitable, predictive, and precision-oriented healthcare in the digital age (Ahmed *et al.*, 2020) ^[7], (Monteiro *et al.*, 2021) ^[63].

Public Health Impact, Implementation Strategies, And Challenges

The successful deployment of an AI-integrated telehealth framework utilizing silver nanoparticle-functionalized biomaterials for preventive cardiovascular and mental health interventions has the potential to generate profound public health benefits, particularly among underserved populations. Across many regions of the world, cardiovascular diseases and mental health disorders continue to disproportionately affect communities characterized by limited healthcare access, socioeconomic disadvantage, geographic isolation, and inadequate healthcare infrastructure. These populations often experience delayed diagnoses, poor disease management, and increased morbidity and mortality due to barriers that prevent timely access to preventive healthcare services (Kirchner, *et al.*, 2018) ^[45], (Rudd, Davis & Beidas, 2020) ^[93]. By combining advanced biomaterial-enabled sensing technologies, telehealth infrastructure, artificial intelligence analytics, and personalized intervention pathways, the proposed framework offers a comprehensive approach to addressing these longstanding public health challenges. Inspired by the patented silver nanoparticle-functionalized biomaterials developed by Titus Chinedu Egbosiuba and collaborators, the framework seeks to bridge the gap between emerging healthcare technologies and vulnerable populations that stand to benefit most from innovative healthcare delivery models.

One of the most significant public health impacts of the proposed framework lies in its ability to improve healthcare accessibility for underserved populations. Traditional healthcare systems frequently require patients to travel considerable distances to access diagnostic services, specialist consultations, and preventive care programs. Such requirements often create substantial barriers for individuals residing in rural areas, low-income communities, and medically underserved regions. The integration of telehealth technologies and biomaterial-enabled remote monitoring systems allows healthcare services to be delivered directly to patients regardless of geographical location (Pereira, *et al.*, 2022) ^[80], (Sadare, Williams & Simon, 2020) ^[94]. Continuous health monitoring through wearable biosensors enables early identification of cardiovascular and mental health risks, reducing dependence on hospital-based evaluations and facilitating timely intervention. As a result, individuals who might otherwise remain outside formal healthcare systems gain access to preventive care services that can improve health outcomes and quality of life.

The framework also offers substantial potential for reducing healthcare disparities and inequities that continue to affect vulnerable populations. Health inequities arise when social, economic, environmental, and structural factors create unequal opportunities for achieving optimal health. Cardiovascular diseases and mental health disorders frequently exhibit higher prevalence rates among disadvantaged populations due to factors such as poverty, educational limitations, chronic stress, food insecurity, inadequate healthcare access, and environmental exposures. Conventional healthcare models often struggle to address

these disparities because they are reactive, resource-intensive, and concentrated within urban healthcare facilities. By enabling continuous monitoring, predictive risk assessment, and personalized intervention, the proposed framework shifts healthcare delivery toward a proactive model that prioritizes prevention and accessibility. The use of telehealth and artificial intelligence allows healthcare providers to identify high-risk individuals earlier, allocate resources more effectively, and deliver targeted interventions before severe health complications develop. Such capabilities contribute to more equitable healthcare delivery and support efforts to close longstanding health outcome gaps (Mishra, *et al.*, 2024) ^[62], (Pateraki, *et al.*, 2020) ^[78].

Beyond its direct health benefits, the framework carries significant economic implications. Cardiovascular diseases and mental health disorders impose substantial financial burdens on healthcare systems, employers, governments, and individuals. The costs associated with hospitalization, emergency care, long-term treatment, disability, and lost productivity continue to increase globally. Preventive healthcare strategies have consistently demonstrated the potential to reduce healthcare expenditures by preventing disease progression and minimizing the need for costly interventions. Through continuous monitoring and early detection, the proposed framework can identify risk factors before they result in severe complications, thereby reducing hospital admissions, emergency department visits, and long-term treatment costs. For underserved communities where financial constraints often limit healthcare utilization, the availability of affordable and accessible telehealth services may reduce economic barriers while improving healthcare engagement. From a broader societal perspective, improved cardiovascular and mental health outcomes can contribute to enhanced workforce productivity, reduced absenteeism, increased educational attainment, and stronger community resilience (Khorram-Manesh, Dulebenets & Goniewicz, 2021) ^[44], (Powell, *et al.*, 2019) ^[83].

The social implications of the framework are equally important. Improved access to preventive healthcare has the potential to enhance individual well-being, strengthen family stability, and promote community development. Mental health disorders and cardiovascular diseases often have far-reaching consequences that extend beyond affected individuals, influencing family relationships, caregiving responsibilities, social participation, and community cohesion. By facilitating early intervention and continuous support, the proposed framework may help reduce the social burden associated with chronic illness and mental health challenges. Furthermore, increased access to healthcare services through telehealth platforms can empower individuals to take a more active role in managing their health, fostering greater health literacy and engagement in preventive health behaviors.

Despite its promising potential, the implementation of the framework must address a range of regulatory and ethical considerations. Healthcare technologies that combine artificial intelligence, telehealth platforms, wearable monitoring devices, and biomaterial-enabled sensors operate within highly regulated environments designed to protect patient safety and public welfare. Regulatory agencies must evaluate the safety, effectiveness, reliability, and quality of the biomaterials, biosensors, AI algorithms, and telehealth systems incorporated into the framework. Approval processes may involve extensive preclinical studies, clinical

trials, technical evaluations, and post-market surveillance activities. Compliance with healthcare regulations, medical device standards, and digital health policies will be essential to ensure safe and effective deployment.

Ethical considerations are equally critical given the framework's reliance on continuous health monitoring and AI-driven decision-making. Ethical concerns may include issues related to algorithmic bias, healthcare equity, informed consent, transparency, accountability, and autonomy. Artificial intelligence systems trained on incomplete or unrepresentative datasets may inadvertently produce biased predictions that disadvantage certain populations. To mitigate such risks, developers must ensure that AI models are trained using diverse and representative data sources. Explainable artificial intelligence approaches should also be incorporated to provide transparency regarding how risk assessments and recommendations are generated. Maintaining patient autonomy and ensuring informed consent are fundamental requirements when implementing technologies that continuously collect and analyze personal health information.

Data privacy, cybersecurity, and patient trust represent additional challenges that must be carefully addressed. The proposed framework generates substantial volumes of sensitive health data through biomaterial-enabled sensors, wearable devices, telehealth interactions, and cloud-based analytics systems. Protecting this information from unauthorized access, misuse, and cyberattacks is essential for maintaining patient confidence and regulatory compliance. Robust cybersecurity measures, including data encryption, secure authentication protocols, access controls, intrusion detection systems, and regular security audits, should be incorporated throughout the framework. Compliance with healthcare privacy regulations and ethical data governance principles is necessary to ensure responsible management of patient information. Equally important is fostering patient trust through transparency, clear communication, and active engagement regarding how health data are collected, stored, analyzed, and used.

The transition from conceptual innovation to real-world healthcare application requires rigorous clinical validation and carefully designed commercialization pathways. While the patented silver nanoparticle-functionalized biomaterials provide a promising technological foundation, extensive research is necessary to establish their effectiveness within preventive cardiovascular and mental healthcare contexts. Clinical validation efforts should evaluate sensor performance, biomarker detection accuracy, patient safety, usability, clinical outcomes, and cost-effectiveness. Pilot studies and large-scale clinical trials can provide evidence supporting regulatory approval and healthcare adoption. Furthermore, commercialization strategies must consider manufacturing scalability, affordability, reimbursement mechanisms, market demand, and integration with existing healthcare systems. Successful commercialization will depend on demonstrating both clinical value and economic sustainability.

Achieving the full potential of the proposed framework requires strong partnerships among researchers, healthcare providers, policymakers, technology developers, industry stakeholders, and community organizations. Researchers contribute scientific expertise in nanotechnology, artificial intelligence, biomaterials, and healthcare innovation. Healthcare providers offer clinical knowledge and practical

insights regarding patient care needs and healthcare delivery challenges. Policymakers play a critical role in establishing supportive regulatory environments, reimbursement frameworks, and public health strategies. Industry stakeholders contribute resources, manufacturing capabilities, technical expertise, and commercialization experience necessary for large-scale implementation. Community organizations can facilitate engagement with underserved populations, ensuring that healthcare solutions are culturally appropriate, accessible, and responsive to local needs. Collaborative partnerships among these stakeholders create opportunities for multidisciplinary innovation and sustainable healthcare transformation.

The scalability of the patent-inspired framework represents one of its most important long-term advantages. Although initially designed to address preventive cardiovascular and mental healthcare needs in underserved populations, the framework possesses the flexibility to support broader healthcare applications across diverse geographical and socioeconomic contexts. National deployment could strengthen healthcare infrastructure by expanding preventive services, enhancing healthcare accessibility, and supporting population health management initiatives. At the global level, the framework aligns with international priorities related to universal health coverage, digital health transformation, chronic disease prevention, and health equity. The widespread adoption of telehealth, artificial intelligence, and biomaterial-enabled monitoring systems may help address healthcare workforce shortages, improve healthcare efficiency, and reduce disparities in healthcare access across low-, middle-, and high-income countries.

Ultimately, the public health impact of the AI-integrated telehealth deployment of silver nanoparticle-functionalized biomaterials extends far beyond technological innovation. Inspired by the patented invention developed by Titus Chinedu Egbosiuba and collaborators, the framework provides a practical pathway toward more accessible, equitable, predictive, and patient-centered healthcare. By addressing healthcare disparities, improving preventive care delivery, supporting early disease detection, and facilitating personalized interventions, the framework has the potential to transform cardiovascular and mental healthcare for underserved populations. Through careful implementation, rigorous validation, strong partnerships, and responsible governance, this patent-inspired model could contribute significantly to the future of global public health and digital healthcare innovation.

Conclusion and future research directions

The proposed AI-integrated telehealth framework leveraging silver nanoparticle-functionalized biomaterials presents a novel approach to addressing the growing burden of cardiovascular diseases and mental health disorders among underserved populations. By integrating advanced biomaterial-enabled sensors, artificial intelligence, cloud computing, wearable monitoring technologies, and telehealth platforms, the framework establishes a comprehensive preventive healthcare ecosystem capable of supporting continuous health monitoring, early disease detection, predictive risk assessment, and personalized intervention. This integrated model moves beyond traditional reactive healthcare approaches by enabling proactive and accessible healthcare delivery, particularly for populations facing significant barriers to medical services.

A central strength of the framework is its foundation in the patented silver nanoparticle-functionalized biomaterials developed by Titus Chinedu Egbosiuba and collaborators. Originally designed for therapeutic applications in opioid control, drug abuse management, bone health, and mental health, the patented innovation demonstrates how nanotechnology can be adapted to support broader preventive healthcare objectives. The unique antimicrobial, anti-inflammatory, antioxidant, biocompatible, and sensing properties of these biomaterials provide the technological basis for developing intelligent biosensors capable of generating real-time physiological and biochemical data for cardiovascular and mental health monitoring.

The proposed framework is expected to contribute significantly to preventive healthcare by facilitating earlier detection of disease risks, improving care coordination, and supporting integrated management of cardiovascular and mental health conditions. Through continuous monitoring and AI-driven analytics, healthcare providers can identify emerging health concerns before severe complications occur, thereby improving patient outcomes and reducing healthcare costs. Furthermore, the framework aligns closely with the principles of precision medicine by enabling individualized risk assessment and personalized intervention strategies tailored to each patient's unique health profile. Its integration of digital technologies also supports broader digital health transformation efforts aimed at improving healthcare accessibility, efficiency, and equity.

Future progress will require pilot studies and clinical trials to evaluate the safety, feasibility, effectiveness, and scalability of biomaterial-enabled monitoring systems within telehealth environments. Additional research should focus on advancing artificial intelligence models, enhancing sensor performance, improving interoperability among digital health platforms, and exploring new applications of smart biomaterials in preventive medicine. Investigations into long-term safety, ethical considerations, and regulatory compliance will also be essential for successful implementation.

In conclusion, this patent-inspired framework illustrates the transformative potential of combining nanomedicine, artificial intelligence, and telehealth to improve healthcare delivery for underserved populations. By promoting accessible, predictive, and personalized care, the model offers a promising pathway toward reducing healthcare disparities and improving cardiovascular and mental health outcomes. Continued research, collaboration, and innovation will be critical for translating this vision into practical healthcare solutions capable of benefiting populations worldwide.

References

1. Adeleke O, Olugbogi J. Human AI Interaction in Financial Decision Support for Healthcare Administrators. *Eng Technol J.* 2025;10(09):6730-42.
2. Adeleke O, Ajala CF, Olugbogi JA. Effect of Financial Analytics on Emergency Care Performance and Health Policy Decision-Making in Healthcare Organizations in Nigeria. 2021.
3. Agate S. Unlocking the power of telehealth: increasing access and services in underserved, urban areas. *Harv J Hisp Policy.* 2017;29:85.
4. Agrawal S, Bhatt M, Rai SK, Bhatt A, Dangwal P, Agrawal PK. Silver nanoparticles and its potential

- applications: A review. *J Pharmacogn Phytochem.* 2018;7(2):930-7.
5. Ahmad IA. A scoping review of barriers within the cancer care continuum: Addressing screening, diagnosis, and treatment disparities for an equitable future. *Adv Med Psychol Public Health.* 2025;2(2):96-106.
 6. Ahmed S, Yong J, Shrestha A. The integral role of intelligent IoT system, cloud computing, artificial intelligence, and 5G in the user-level self-monitoring of COVID-19. *Electronics.* 2023;12(8):1912.
 7. Ahmed Z, Mohamed K, Zeeshan S, Dong X. Artificial intelligence with multi-functional machine learning platform development for better healthcare and precision medicine. *Database.* 2020;2020:baaa010.
 8. Alanzi SS, Almayouf SMA, Alotaibi KMN, Alanazi AOA, Ghuwayzi H, Alharbi ON, *et al.* Global burden, risk factors, and evidence-based strategies for cardiovascular disease prevention: a comprehensive systematic review. *J Angiother.* 2025;9(1):1-20.
 9. Alla S, Mohanty J, Sriraman H, Chattu VK. Navigating the frontier: Integrating emerging biomedical technologies into modern healthcare. In: *Intelligent Biomedical Technologies and Applications for Healthcare 5.0.* Academic Press; 2025. p. 229-43.
 10. Alu F, Oluwadare S, Halliday NN, Agwunobi UE. Auditing fairness in clinical AI systems using provenance-based simulation: a comparative and regulatory perspective. *Front Artif Intell.* 2026;9:1756023.
 11. Anthony CS, Okunade-Osiki AP, Ogieuhi IJ, Agbo CE, Ajekiigbe VO, Akinmeji O, *et al.* Substance use among Nigerian Healthcare Professionals: A Scoping Review of Prevalence, Contributing Factors, and Implications for Healthcare Practice. *Curr Addict Rep.* 2026;13(1):10.
 12. Anusuya M, Ezema FI, editors. *Advanced Materials for Biomedical Devices: Insights from AI and Nanotechnology.* CRC Press; 2025.
 13. Arghavani P, Daneshgar H, Sojdeh S, Edrisi M, Moosavi-Movahedi AA, Rabiee N. Porous materials for early diagnosis of neurodegenerative diseases. *Adv Healthc Mater.* 2025;14(26):2404685.
 14. Awe T, Akinosho A, Niha S, Kelly L, Adams J, Stein W, *et al.* The AMsh glia of *C. elegans* modulates the duration of touch-induced escape responses. *bioRxiv.* 2023:2023-12.
 15. Azevedo APG, Müller N, Sant'Anna C. Applications of silver nanoparticles in patent research. *Recent Pat Nanotechnol.* 2024;18(3):361-73.
 16. Bagchi AD, Damas K, Salazar de Noguera N, Melamed B, Menifield C, Baveja A, *et al.* Comfort with telehealth among residents of an underserved urban area. *J Prim Care Community Health.* 2022;13:21501319221119692.
 17. Balogun AY, Olaniyi OO, Olisa AO, Gbadebo MO, Chinye NC. Enhancing incident response strategies in US healthcare cybersecurity. Available at SSRN 5117971. 2025.
 18. Bell N, Hung P, López-De Fede A, Adams SA. Broadband access within medically underserved areas and its implication for telehealth utilization. *J Rural Health.* 2023;39(3):625-35.
 19. Burduşel AC, Gherasim O, Grumezescu AM, Mogoantă L, Ficai A, Andronesco E. Biomedical applications of silver nanoparticles: an up-to-date overview. *Nanomaterials.* 2018;8(9):681.
 20. Chakilam C. AI-Driven Insights In Disease Prediction And Prevention: The Role Of Cloud Computing In Scalable Healthcare Delivery. *Migr Lett.* 2022;19(S8):2105-23.
 21. Chen Z, Lv Z, Sun Y, Chi Z, Qing G. Recent advancements in polyethyleneimine-based materials and their biomedical, biotechnology, and biomaterial applications. *J Mater Chem B.* 2020;8(15):2951-73.
 22. Choi J, Jang S, Yu S, Ahn YR, Kim M, Lee H, *et al.* Microneedle-nanoparticle hybrid platforms for metabolic syndrome: advances in point-of-care diagnostics and transdermal therapeutics. *Discov Nano.* 2025;20(1):1-43.
 23. Dave S, Dave A, Radhakrishnan S, Das J, Dave S. Biosensors for healthcare: an artificial intelligence approach. In: *Biosensors for emerging and re-emerging infectious diseases.* 2022. p. 365-83.
 24. Dorraki M, Liao Z, Abbott D, Psaltis PJ, Baker E, Bidargaddi N, *et al.* Improving cardiovascular disease prediction with machine learning using mental health data: a prospective UK Biobank study. *JACC Adv.* 2024;3(9_Part_2):101180.
 25. Edwin ER, Sakthi Sanjana D, Michael B, Kathiresan S, Elumalai K, Jayaprakash N. Metallic Nanoparticle-Functionalized Graphene Oxide Nanocomposites for Wound Healing: A Comprehensive Review. *Biomed Mater Devices.* 2025:1-23.
 26. Egbosiuba CJ, Egbosiuba TC, Isa AK, Ajayi SA-O. Tailored process of silver nanoparticles functionalized biomaterials for therapeutic applications in opioid control, drug abuse management, bone health and mental health. *Nigeria Patent NG/PT/NC/O/2025/17743.* 2025.
 27. Egbosiuba TC, Batisna AS, Simeonayo-Oluwa AA, Nnewi CJ, *et al.* Tailored process of silver nanoparticles functionalized biomaterials for therapeutic applications in opioid control, drug abuse management, bone health and mental health. *Nigeria Patent NG/PT/CV/2025/17743.* 2025.
 28. El Sherbini A, Rosenson RS, Al Rifai M, Virk HUH, Wang Z, Virani S, *et al.* Artificial intelligence in preventive cardiology. *Prog Cardiovasc Dis.* 2024;84:76-89.
 29. Erikson C, Park YH, Felida N, Dill M. Telehealth use and access to care for underserved populations before and during the COVID-19 pandemic. *J Health Care Poor Underserved.* 2023;34(1):132-45.
 30. Gherasim O, Puiu RA, Bîrcă AC, Burduşel AC, Grumezescu AM. An updated review on silver nanoparticles in biomedicine. *Nanomaterials.* 2020;10(11):2318.
 31. Goshisht MK, Goshisht A, Bajpai A, Bajpai A. Recent advances in biomedical applications of smart nanomaterials: A comprehensive review. *RSC Pharm.* 2025.
 32. Gupta PC, Sharma N, Rai S, Mishra P. Use of smart silver nanoparticles in drug delivery system. In: *Metal and metal-oxide based nanomaterials: Synthesis, agricultural, biomedical and environmental interventions.* Singapore: Springer Nature; 2024. p. 213-41.
 33. Halliday NN, Alu F. Privacy-preserving AI for electronic health records: Balancing data utility and cyber defense. *Int J Sci Acad Res.* 2025;6(12):11147-59.
 34. Hemdan M, Ali MA, Doghish AS, Mageed SSA, Elazab

- IM, Khalil MM, *et al.* Innovations in biosensor technologies for healthcare diagnostics and therapeutic drug monitoring: applications, recent progress, and future research challenges. *Sensors*. 2024;24(16):5143.
35. Isa AK. Adolescent drug use in Nigeria: trends, mortality risks, and public health implications. 2020.
 36. Isa AK. Opioid use and mortality in West and Central Africa: public health burden, determinants, and policy responses (2017–2020). 2021.
 37. Jagannathan R, Patel SA, Ali MK, Narayan KV. Global updates on cardiovascular disease mortality trends and attribution of traditional risk factors. *Curr Diab Rep*. 2019;19(7):44.
 38. Jagun TO, Mbanugo OJ, Jimoh O. Integrating dynamic pricing models with pharmacy benefit manager strategies to enhance medication affordability and patient adherence. 2025.
 39. Jimoh O, Omiyefa S. Neuroscientific mechanisms of trauma-induced brain alterations and their long-term impacts on psychiatric disorders. *Int J Sci Res Arch*. 2025;14(3):036-52.
 40. Kammarchedu V, Asgharian H, Zhou K, Khamsi PS, Ebrahimi A. Recent advances in graphene-based electroanalytical devices for healthcare applications. *Nanoscale*. 2024;16(27):12857-82.
 41. Karataş H, Eker F, Akdaşçi E, Bechelany M, Karav S. Silver Nanoparticles in Antibacterial Research: Mechanisms, Applications, and Emerging Perspectives. *Int J Mol Sci*. 2026;27(2):927.
 42. Karatas M, Zare Z, Zheng YJ. Transforming preventive healthcare with machine learning technologies. *J Oper Intell*. 2025;3(1):113-29.
 43. Keser N, Kıvrak T, Sekban A, Bozyel S. Artificial Intelligence in Cardiovascular Disease Prevention: Current Applications and Future Perspectives. *Anatol J Cardiol*. 2026;30(5):291.
 44. Khorram-Manesh A, Dulebenets MA, Goniewicz K. Implementing public health strategies—the need for educational initiatives: a systematic review. *Int J Environ Res Public Health*. 2021;18(11):5888.
 45. Kirchner JE, Waltz TJ, Powell BJ, Smith JL, Proctor EK. Implementation strategies. In: *Dissemination and implementation research in health: Translating science to practice*. 2018. p. 2.
 46. Kobeissi MM, Hickey JV. An infrastructure to provide safer, higher-quality, and more equitable telehealth. *Jt Comm J Qual Patient Saf*. 2023;49(4):213-22.
 47. Kothinti RR. Artificial Intelligence in Disease Prediction: Transforming Early Diagnosis and Preventive Healthcare. *Int J Acad Res Dev*. 2024;9:1330-40.
 48. Kumari P, Quadri K, Kadian R, Mishra S, Waziri A, Jumle K, *et al.* New approaches of green silver nanoparticles for cancer and biomedical applications: a review. *Explor Target Anti-tumor Ther*. 2025;6:1002341.
 49. Leath BA, Dunn LW, Alsobrook A, Darden ML. Enhancing rural population health care access and outcomes through the telehealth EcoSystem™ model. *Online J Public Health Inform*. 2018;10(2):e218.
 50. Lo'ai AT, Mehmood R, Benkhelifa E, Song H. Mobile cloud computing model and big data analysis for healthcare applications. *IEEE Access*. 2016;4:6171-80.
 51. Mahalakshmi K, Palanivelu VR, Kirubakaran D. Global Market trends in biomedical sensors: Materials, device engineering, and healthcare applications. *Biomed Mater Devices*. 2025:1-19.
 52. Mahtta D, Daher M, Lee MT, Sayani S, Shishehbor M, Virani SS. Promise and perils of telehealth in the current era. *Curr Cardiol Rep*. 2021;23(9):115.
 53. Marinescu MR, Ionescu ON, Pachi CI, Dinescu MA, Muller R, Şucnea MP. Next-Gen Healthcare Devices: Evolution of MEMS and BioMEMS in the Era of the Internet of Bodies for Personalized Medicine. *Micromachines*. 2025;16(10):1182.
 54. Mathur P, Srivastava S, Xu X, Mehta JL. Artificial intelligence, machine learning, and cardiovascular disease. *Clin Med Insights Cardiol*. 2020;14:1179546820927404.
 55. Mayaki LD. Developing Integrated Genomic–Epidemiological Platforms to Improve Rapid Identification, Tracking, and Containment of Emerging Pathogens. 2024.
 56. Mayaki LD. Implementing data harmonization and interoperable surveillance frameworks to improve cross-border response coordination and public health preparedness. *Int J Adv Res Publ Rev*. 2025;2(12):236-48.
 57. Meder B, Asselbergs FW, Ashley E. Artificial intelligence to improve cardiovascular population health. *Eur Heart J*. 2025;46(20):1907-16.
 58. Mensah GA, Collins PY. Understanding mental health for the prevention and control of cardiovascular diseases. *Glob Heart*. 2015;10(3):221.
 59. Mensah GA, Roth GA, Fuster V. The global burden of cardiovascular diseases and risk factors: 2020 and beyond. *J Am Coll Cardiol*. 2019;74(20):2529-32.
 60. Mikaeili N, Naeim M, Narimani M. Reimagining mental health with Artificial Intelligence: early detection, personalized care, and a preventive ecosystem. *J Multidiscip Healthc*. 2025:7355-73.
 61. Miranda B, Rea I, Dardano P, De Stefano L, Forestiere C. Recent advances in the fabrication and functionalization of flexible optical biosensors: Toward smart life-sciences applications. *Biosensors*. 2021;11(4):107.
 62. Mishra A, Singh PK, Chauhan N, Roy S, Tiwari A, Gupta S, *et al.* Emergence of integrated biosensing-enabled digital healthcare devices. *Sens Diagn*. 2024;3(5):718-44.
 63. Monteiro ACB, França RP, Arthur R, Iano Y. An overview of medical Internet of Things, artificial intelligence, and cloud computing employed in health care from a modern panorama. In: *The Fusion of Internet of Things, Artificial Intelligence, and Cloud Computing in Health Care*. 2021. p. 3-23.
 64. Muis A, Rustiawan A, Oyeyemi BB, Syukur A. Early Detection of Brain Tumors: Performance Evaluation of AlexNet and GoogleNet on Different Medical Image Resolutions. *Sci J Eng Res*. 2025;1(3):120-30.
 65. Naganthran A, Verasoundarapandian G, Khalid FE, Masarudin MJ, Zulkharnain A, Nawawi NM, *et al.* Synthesis, characterization and biomedical application of silver nanoparticles. *Materials*. 2022;15(2):427.
 66. Narla S, Valivarthi DT, Peddi S. Cloud computing with artificial intelligence techniques: GWO-DBN hybrid algorithms for enhanced disease prediction in healthcare systems. *J Curr Sci Humanit*. 2020;8(1):14-30.

67. Obrik-Uloho EP, Opeke GC, Balogun AY, Olasege RO, Udechukwu LM. Proactive Cyber-Threat Intelligence and Predictive Analytics for Protecting At-Home Medical IoT Devices against Zero-Day Exploits. *J Eng Res Rep.* 2025;27(11):218-36.
68. Odezuligbo I, Qin R. Quantum Optimization for Efficient Pharmaceutical Production. In: 2025 AIChE Annual Meeting. AIChE; 2025.
69. Onah CO, Okoye AC, Yusuff TA, Abraham EE, Mounange-Badimi MSM, Oladosu T, *et al.* Data-Driven Patient Engagement to Improve Medication Adherence: A Narrative Review of Targeted Outreach Across Health Systems. *Cureus.* 2025;17(11).
70. Opia FN, Sgro KP, Gabriel OJ, Kaya PB, Ajayi SAO, Akinwale OJ, *et al.* Housing instability and mental health among low-income minorities: Insights from Illinois BRFSS data. *World J Adv Res Rev.* 2025;25(1):2391-401.
71. Orenuga A, Oyeyemi BB, Olufemi John A. AI and sustainable supply chain practices: ESG goals in the US and Nigeria. *Int J Future Eng Innov.* 2024;1(1):127-37.
72. Osabuohien FO. Chemo-Metric Optimization for Robust and Green Chromatographic Methods. 2025.
73. Osabuohien FO, Ngedu GR. Quantification of Microplastics from Primary Drug Packaging Materials. 2023.
74. Pala R, Zeng Y, Pattnaik S, Busi S, Alomari N, Nauli SM, *et al.* Functionalized silver nanoparticles for sensing, molecular imaging and therapeutic applications. *Curr Nanomed.* 2018;8(3):234-50.
75. Park J, Erikson C, Han X, Iyer P. Are state telehealth policies associated with the use of telehealth services among underserved populations? *Health Aff.* 2018;37(12):2060-8.
76. Parlati ALM, Nardi E, Basile C, Paolillo S, Marzano F, Chirico A, *et al.* Cardiovascular disease and psychiatric disorders: An-up-to date review. *J Public Health Res.* 2024;13(4):22799036241278817.
77. Pasparakis G. Recent developments in the use of gold and silver nanoparticles in biomedicine. *Wiley Interdiscip Rev Nanomed Nanobiotechnol.* 2022;14(5):e1817.
78. Pateraki M, Fysarakis K, Sakkalis V, Spanoudakis G, Varlamis I, Maniadakis M, *et al.* Biosensors and Internet of Things in smart healthcare applications: Challenges and opportunities. In: *Wearable and implantable medical devices.* 2020. p. 25-53.
79. Patil SM, Tandon R, Tandon N. Recent developments in silver nanoparticles utilized for cancer treatment and diagnosis: a patent review. *Pharm Pat Anal.* 2022;11(6):175-86.
80. Pereira VC, Silva SN, Carvalho VK, Zanghelini F, Barreto JO. Strategies for the implementation of clinical practice guidelines in public health: an overview of systematic reviews. *Health Res Policy Syst.* 2022;20(1):13.
81. Phan LMT, Hoang TX, Vo TAT, Pham HL, Le HTN, Chinnadayala SR, *et al.* Nanomaterial-based Optical and Electrochemical Biosensors for Amyloid beta and Tau: Potential for early diagnosis of Alzheimer's Disease. *Expert Rev Mol Diagn.* 2021;21(2):175-93.
82. Phuong J, Ordóñez P, Cao J, Moukheiber M, Moukheiber L, Caspi A, *et al.* Telehealth and digital health innovations: A mixed landscape of access. *PLOS Digit Health.* 2023;2(12):e0000401.
83. Powell BJ, Fernandez ME, Williams NJ, Aarons GA, Beidas RS, Lewis CC, *et al.* Enhancing the impact of implementation strategies in healthcare: a research agenda. *Front Public Health.* 2019;7:3.
84. Prakashan D, Shah M, Kolhe P, Gandhi S. Utility of biosensors fabricated from smart and intelligent nanomaterials for theragnostics. In: *Smart and Intelligent Nanostructured Materials for Next-Generation Biosensors.* Elsevier; 2025. p. 131-62.
85. Pramanik PKD, Solanki A, Debnath A, Nayyar A, El-Sappagh S, Kwak KS. Advancing modern healthcare with nanotechnology, nanobiosensors, and internet of nano things: Taxonomies, applications, architecture, and challenges. *IEEE Access.* 2020;8:65230-66.
86. Rabiee N, Ahmadi S, Iravani S, Varma RS. Functionalized silver and gold nanomaterials with diagnostic and therapeutic applications. *Pharmaceutics.* 2022;14(10):2182.
87. Raghunathan M, Kapoor A, Mohammad A, Kumar P, Singh R, Tripathi SC, *et al.* Advances in two-dimensional transition metal dichalcogenides-based sensors for environmental, food, and biomedical analysis: A review. *Luminescence.* 2024;39(3):e4703.
88. Rahayu MA. Silver Nanoparticles in Point-of-Care Diagnostics: Enhancing Sensitivity, Selectivity, and Future Prospects. *Helium J Sci Appl Chem.* 2025;5(2):57-69.
89. Rahul PK, Kummari S, Krishnan S. Signal amplification strategies for biosensing of clinically important analytes. In: *Biosensors for Personalized Healthcare.* Singapore: Springer Nature; 2024. p. 115-93.
90. Ramesh M, Janani R, Deepa C, Rajeshkumar L. Nanotechnology-enabled biosensors: a review of fundamentals, design principles, materials, and applications. *Biosensors.* 2022;13(1):40.
91. Rehan H. Enhancing early detection and management of chronic diseases with AI-Driven predictive analytics on healthcare cloud platforms. *J AI-Assist Sci Discov.* 2024;4(2):1-38.
92. Roth GA, Mensah GA, Johnson CO, Addolorato G, Ammirati E, Baddour LM, *et al.* Global burden of cardiovascular diseases and risk factors, 1990–2019: update from the GBD 2019 study. *J Am Coll Cardiol.* 2020;76(25):2982-3021.
93. Rudd BN, Davis M, Beidas RS. Integrating implementation science in clinical research to maximize public health impact: a call for the reporting and alignment of implementation strategy use with implementation outcomes in clinical research. *Implement Sci.* 2020;15(1):103.
94. Sadare O, Williams M, Simon L. Implementation of the Health Equity Impact Assessment (HEIA) tool in a local public health setting: challenges, facilitators, and impacts. *Can J Public Health.* 2020;111(2):212-9.
95. Sebukpor D, Odezuligbo I, Nagey M, Chukwuka M, Akinsuyi O, Ndubuisi B. Browser-Based Multi-Cancer Classification Framework Using Depthwise Separable Convolutions for Precision Diagnostics. *Diagnostics.* 2025;15(23):3066.
96. Shukla AK, Kumar VS. Cloud computing with artificial intelligence techniques for effective disease detection. *Int J Data Inform Intell Comput.* 2023;2(1):32-41.
97. Sim W, Barnard RT, Blaskovich MAT, Ziora ZM.

- Antimicrobial silver in medicinal and consumer applications: a patent review of the past decade (2007–2017). *Antibiotics*. 2018;7(4):93.
98. Solmi M, Fiedorowicz J, Poddighe L, Delogu M, Miola A, Høye A, *et al*. Disparities in screening and treatment of cardiovascular diseases in patients with mental disorders across the world: systematic review and meta-analysis of 47 observational studies. *Am J Psychiatry*. 2021;178(9):793-803.
 99. Suhag D. *Biomimetic Sensor Technologies*. 2025.
 100. Sun L, Jiang X, Ren H, Guo Y. Edge-cloud computing and artificial intelligence in internet of medical things: architecture, technology and application. *IEEE Access*. 2020;8:101079-92.
 101. Triantafyllopoulos IK, Papaioannou NA. Application of nanotechnology in medicine. *Smart biomaterials and biosensors*. *Acta Orthop Traumatol Hell*. 2022;73(3).
 102. Udechukwu LM, Oladoyinbo TO, Mayeke NR, Adesokan-Imran TO, Olasege RO. AI-Driven Adversarial Defense Framework with Generative Adversarial Network for Secure Healthcare IoT Ecosystems. *Arch Curr Res Int*. 2025;25(10):148-65.
 103. Uzoho C. Implementing the Uzoho-filter: A bio-functional point-of-use technology for water purification and probiotic fortification in Nigerian communities. *Int J Trend Sci Res Dev*. 2021;5(2):1340-8.
 104. Uzoho CM. *The Evolving Role of Public Health: A Framework for Redefining the Profession Beyond Crisis Response*. 2022.
 105. Vaccarino V, Prescott E, Shah AJ, Bremner JD, Raggi P, Dobilien O, *et al*. Mental health disorders and their impact on cardiovascular health disparities. *Lancet Reg Health Eur*. 2025;56.
 106. Vaduganathan M, Mensah GA, Turco JV, Fuster V, Roth GA. The global burden of cardiovascular diseases and risk: a compass for future health. *J Am Coll Cardiol*. 2022;80(25):2361-71.
 107. Victor G, Shishani K, Vellone E, Froelicher ES. The global burden of cardiovascular disease in adults: a mapping review. *J Cardiovasc Nurs*. 2024;10-1097.
 108. Whiteson HZ, Frishman WH. Artificial intelligence in the prevention and detection of cardiovascular disease. *Cardiol Rev*. 2025;33(3):239-42.
 109. Xiao Y, Sun Y, Sun T, Huang G, Zhao Z, Liu X. From Materials Design to Device Assembly: Advanced Biosensors for Smart Healthcare. *Adv Funct Mater*. 2026;e75931.
 110. Yandamuri US. Scalable Cloud-Based Intelligent Decision Systems Leveraging AI and Big Data for Industry-Specific Optimization. *Minn J Bus Law Entrep*. 2026;(1):584-601.
 111. Yusuff TA, Iloeje KF, Peteranaba SF, Akinlolu VS, Kassim NO, Hamidu Z. Creating Quantum-Powered Epidemiological Models Enabling Proactive Responses to Pandemics and Emerging Health Threats. *Int J Sci Res Mod Technol*. 2025;4(10):39-58.

How to Cite This Article

Olalere SO, Imam M. AI-integrated telehealth deployment of silver nanoparticle-functionalized biomaterials for preventive cardiovascular and mental health interventions in underserved populations. *International Journal of Multidisciplinary Research and Growth Evaluation*. 2026;7(3):895–913.

Creative Commons (CC) License

This is an open access journal, and articles are distributed under the terms of the Creative Commons Attribution NonCommercial-ShareAlike 4.0 International (CC BYNC-SA 4.0) License, which allows others to remix, tweak, and build upon the work non-commercially, as long as appropriate credit is given and the new creations are licensed under the identical terms.