



## Synthesis of 1-(5-chloro-2-hydroxyphenyl)-3-(2-chloro phenyl)-1-oxo-2,3-epoxy propane derivatives as Antimicrobial agents

Awinash S Chavan <sup>1\*</sup>, Seema P Rathod <sup>2</sup>

<sup>1</sup> Raosaheb Patil Danve College of Pharmacy Badnapur, Dr. Babasaheb Ambedkar Technological University Lonere, Raigad, Maharashtra, India

<sup>2</sup> School of Pharmacy, Nanded, Swami Ramanand Teerth Marathwada University, Nanded, Maharashtra, India

\* Corresponding Author: Awinash S Chavan

---

---

### Article Info

ISSN (online): 2582-7138

Volume: 04

Issue: 01

January-February 2023

Received: 20-11-2022;

Accepted: 12-12-2022

Page No: 01-05

### Abstract

Epoxides are the natural phytoconstituents with several biological significance such as Anti-inflammatory, Antioxidant, Anticancer and Antimicrobial activity. The Series 1-(5-chloro-2-hydroxyphenyl)-3-(2-chloro phenyl)-1-oxo-2,3-epoxy propane derivatives was designed and synthesized from 1-(5-chloro-2-hydroxyphenyl)-3-(2-chlorophenyl)-prop-2-en-1-one.

Current research work screened for *Iv-vitro* anti-bacterial activity against Escherichia coli, Staphylococcus aureus (Pathogens obtained from animal), Xanthomonas citri and Xanthomonas malvacearum (Pathogens obtained from plant). The compound SAC-3 and SAC-6 shows good antibacterial activity while other shows moderate to good antimicrobial activity.

**Keywords:** Epoxide, Chalcone, Escherichia coli, Anti-bacterial Activity

---

---

### Introduction

Chalcones are the natural phytoconstituents widely distributed in plants originate in fruits, vegetables, grains, bark, roots, stems and flowers. The different derivatives of chalcones were synthesized from chalcones with marked biological significance such as Antibacterial, Antifungal, Antimalaria, Anti-inflammatory, Anticancer and Antitubercular activity. Hence, Chalcones are considered as an indispensable component in a variety of nutraceutical, pharmaceutical, medicinal and cosmetic applications with versatile health benefits.

In organic chemistry epoxides are valuable building blocks in the synthesis of many important reaction for derivatization. Basically for the preparation of surfactants, corrosion protection agents, additives to laundry detergents, lubricating oils, textiles and cosmetics epoxides are play important role in industry.

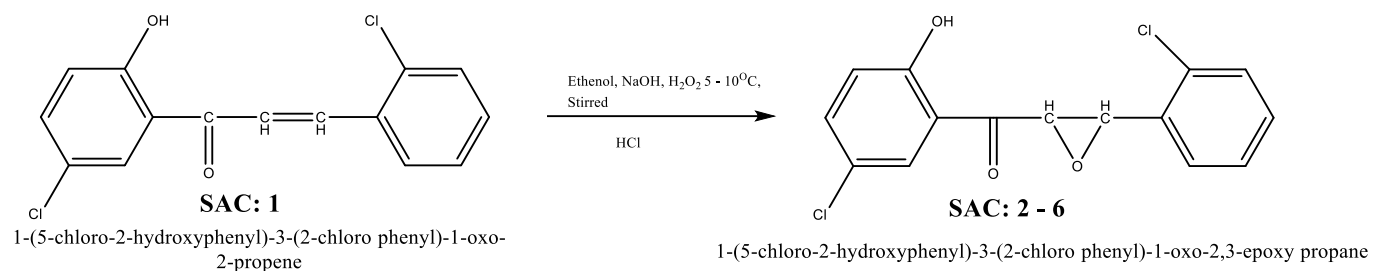
Present research a novel 1-(5-chloro-2-hydroxyphenyl)-3-(2-chloro phenyl)-1-oxo-2,3-epoxy propane (SAC: 2 to 6) series of synthetic epoxide have been synthesized. Synthesis of novel derivatives are carried out using 1-(5-chloro-2-hydroxyphenyl)-3-(2-chlorophenyl) -1-oxo-2-propene as starting material and followed by to evaluate antimicrobial activity.

### Materials and Methods

Melting points were determined in an open capillary tube and are uncorrected. IR spectra were recorded in KBr on a Perkin-Elmer spectrometer <sup>[1]</sup>. H NMR spectra were recorded on a Gemini 300-MHz instrument in Dimethyl Sulfoxide (DMSO) as solvent and TMS as an internal standard. The purity of products was checked by Thin Layer Chromatography (TLC) on silica gel.

## Experimental Work

### Synthesis Scheme



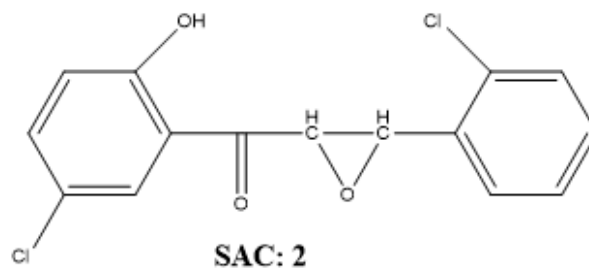
**Fig 1:** Scheme for the synthesis of 1-(5-chloro-2-hydroxyphenyl)-3-(2-chlorophenyl)-1-oxo-2,3-epoxy propane (**SAC: 2 - 6**).

### Synthesis of 1-(5-chloro-2-hydroxyphenyl)-3-(2-chlorophenyl)-1-oxo-2,3-epoxy propane (**SAC: 2 - 6**)

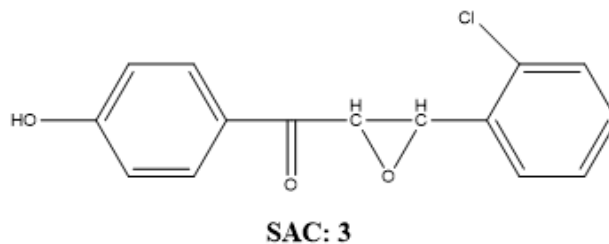
Take 0.01 ml (0.293 g) of 1-(5-chloro-2-hydroxyphenyl)-3-(2-chlorophenyl)-1-oxo-2-propene (**SAC: 1**) and 25 ml of ethanol in a dry conical flask followed by 10 ml of 5% NaOH. Stir reaction mixture until chalcone get completely dissolved.

Add 5 ml of 30% hydrogen peroxide in above reaction mixture and stir the reaction mixture for 2 Hrs. Collect the separated solid, filtered, washed with cold water and recrystallized from ethanol. All **SAC: 2-6** were synthesized by same reaction mechanism.

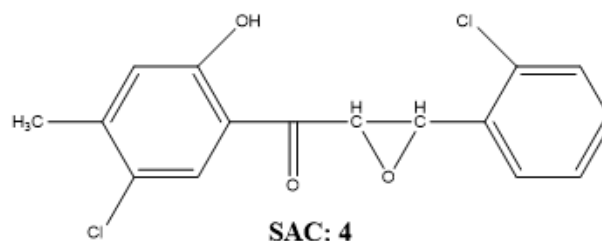
**SAC-2:** 1-(5-Chloro-2-hydroxyphenyl)-3-(2-chlorophenyl)-1-oxo-2,3-epoxy propane

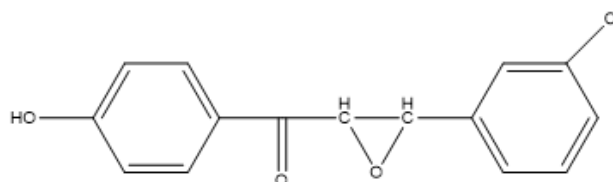
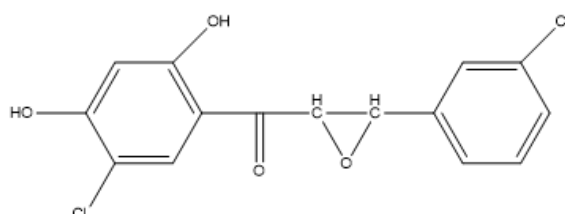


**SAC-3:** 1-(4-hydroxyphenyl)-3-(2-chlorophenyl)-1-oxo-2,3-epoxy propane



**SAC-4:** 1-(5-Chloro-2-hydroxy-4-methylphenyl)-3-(2-chlorophenyl)-1-oxo-2,3-epoxy propane



**SAC-5:** 1-(4-hydroxyphenyl)-3-(3-chlorophenyl)-1-oxo-2,3-epoxy propane**SAC: 5****SAC-6:** 1-(5-Chloro-2,4-dihydroxyphenyl)-3-(3-chlorophenyl)-1-oxo-2,3-epoxy propane**Results and Discussion**

Spectral Data of 1-(5-Chloro-2-hydroxyphenyl)-3-(2-chlorophenyl)-1-oxo-2,3-epoxy propane (SAC-2):

IR:  $\nu$  max ( $\text{cm}^{-1}$ ): 3120 (OH), 1640 (C=O), 1682, 1585 (C=C aromatic).

$^1\text{H NMR}$ :  $\delta$  4.3 (d, 2H, CH), 4.45 (d, 2H, CH), 12.3 (s, 1H, OH), 7.56 (m, 3H, ArH), 7.95 (m, 4H, ArH).

Spectral Data of 1-(5-Chloro-2-hydroxy-4-methylphenyl)-3-(2-chlorophenyl)-1-oxo-2,3-epoxy propane (SAC-4):

IR:  $\nu$  max ( $\text{cm}^{-1}$ ): 3125 (OH), 1640 (C=O), 1680, 1595 (C=C aromatic).

$^1\text{H NMR}$ :  $\delta$  4.43 (d, 2H, CH), 4.40 (d, 2H, CH), 12.35 (s, 1H, OH), 2.33 (s, 3H, CH<sub>3</sub>), 7.61 (m, 2H, ArH), 7.20 (m, 4H, ArH).

**Table 1:** Physicochemical data of synthesized compounds

Sr. No.	Code	Molecular Formula	Mol. Weight (g/mol)	Yield %	Melting Point ( $^{\circ}\text{C}$ )	Rf-Value	Appearance
1	SAC-2	C <sub>15</sub> H <sub>10</sub> O <sub>3</sub> Cl <sub>2</sub>	308	78	156	0.6	Yellow
2	SAC-3	C <sub>15</sub> H <sub>11</sub> O <sub>3</sub> Cl	274	75	152	0.82	Yellow
3	SAC-4	C <sub>16</sub> H <sub>12</sub> O <sub>3</sub> Cl <sub>2</sub>	287	79	155	0.7	Yellow
4	SAC-5	C <sub>15</sub> H <sub>11</sub> O <sub>2</sub> Cl	258	64	180	0.81	Brown
5	SAC-6	C <sub>15</sub> H <sub>10</sub> O <sub>4</sub> Cl <sub>2</sub>	324	72	162	0.80	Yellow

**Table 2:** The representative IR spectra and  $^1\text{H NMR}$  of synthesized compounds

Sr. No.	Code	IR ( $\text{CM}^{-1}$ )	$^1\text{H NMR}$
1	SAC-2	3120 (OH), 1640 (C=O), 1682, 1585 (C=C aromatic)	$\delta$ 4.3 (d, 2H, CH), 4.45 (d, 2H, CH), 12.3 (s, 1H, OH), 7.56 (m, 3H, ArH), 7.95 (m, 4H, ArH).
2	SAC-4	3125 (OH), 1640 (C=O), 1680, 1595 (C=C aromatic)	$\delta$ 4.43 (d, 2H, CH), 4.40 (d, 2H, CH), 12.35 (s, 1H, OH), 2.33 (s, 3H, CH <sub>3</sub> ), 7.61 (m, 2H, ArH), 7.20 (m, 4H, ArH).

**Biological Screening**

**Antibacterial Activity:** The newly synthesized 1-(5-chloro-2-hydroxyphenyl)-3-(2-chlorophenyl)-1-oxo-2,3-epoxy propane (SAC-2 to SAC-6) were screened for antibacterial activity against *Escherichia coli*, *Staphylococcus aureus* (Pathogens obtained from animal), *Xanthomonas citri* and *Xanthomonas malvacearum* (Pathogens obtained from plant) using Disc Diffusion Method [11]. The Filter paper discs were soaked in solution of different compounds at concentration of

100 ppm. The solvent aqueous DMF (5% 1ml) used for preparing solution of the compounds. The disc soaked in solution of compound placed at the center of bacteria seeded nutrient agar plates (Petri dishes). The Petri dishes were incubated at  $26 \pm 1^{\circ}\text{C}$  for 24 hrs. The strength is reported by measuring the diameter of zone of inhibition in mm and results were standardized against tetracycline. The zone of inhibition was measured and reported in table 3.

**Table-3:** Biological Screening of Synthesized compound.

Sr. No.	Code	Zone Inhibition in mm			
		<i>Escherichia coli</i>	<i>Staphylococcus aureus</i>	<i>Xanthomonas malvacearum</i>	<i>X. Citri.</i>
1	SAC-2	14	9	14	16
2	SAC-3	12	7	11	12
3	SAC-4	18	11	24	26
4	SAC-5	15	14	17	21
5	SAC-6	21	16	19	22
6	Standard (Tetracycline)	22	26	23	24

### Conclusion

The series of 1-(5-chloro-2-hydroxyphenyl)-3-(2-chloro phenyl)-1-oxo-2,3-epoxy propane (SAC-2 to SAC-6) and derivatives have synthesized by conventional method and further screened for biological activity. All the compounds showed potent antibacterial activity.

### Acknowledgment

Authors gratefully acknowledge to Raosaheb Patil Danve College of Pharmacy Badnapur, Dist. Jalna, Dr. Babasaheb Ambedkar Technological University Lonere, Raigad for providing laboratory facilities. Authors are also thankful to Principal, Teaching and Non-Teaching Members of Raosaheb Patil Danve College of Pharmacy Badnapur for supporting in all work.

### Conflict of interest statement

The authors report no conflict of interest.

### References

- Graham L. Patrick. An introduction to medicinal chemistry, Oxford University press, 3rd Edition, 2006, 161-162.
- Akama T, Shida Y, Sugaya T, Ishida H, Gomi K, Kasai M. Novel 5-Amino Derivative as Specific Antitumor Agents in Breast Cancer, *J Med. Chem.* 1996; 39(18):3461-3469.
- Lili Ma, Bonfield K, Amato E, Bankemper T, Agard H, Steller J, *et al.* Development of a new class of aromatase inhibitors: Design, synthesis and inhibitory activity of 3-phenylchroman-4-one(iso flavanone) derivatives. *Bioorg. Med. Chem.* 2012; 20(8):2603-2613.
- Chulia AJ, Pouget C, Fagnere C, Basly JP, Leveque H. Synthesis and structure of flavan- 4-ols and 4-methoxyflavans as New potential Anticancer Drugs. *Tetrahedron.* 2000; 56(33):6047-6052.
- Brueggemeier RW, Hackett JC, Kim YW, Su B. Synthesis and Characterisation of azole isoflavone inhibitor of aromatase, *Bioorg. Med. Chem.* 2005; 13(12):4063-4070.
- Tran Thanh Dao, Yeon Sook Chi, Jeong Kim, Hyun Pyo Kim, Sanghee Kim, Haeil Park. Synthesis and inhibitory activity against COX-2 catalyzed prostaglandin production of chrysin derivatives, *Bioorganic Med. Chem. Lett.* 2004; 14(5):1165-1167.
- Cotelle N, Bernier J, Cateau J, Pommery J, Wallet JC, Gaydou EM. Antioxidant properties of hydroxy-flavones, *Free. Rad. Bio. Med.* 1996; 20(1):35-43.
- Khan MSY, Hasan SM. Synthesis, anti-inflammatory and antibacterial activity of some new flavoinoidal derivatives, *IJC*, 2003, 1970-1974.
- Patil SG, Utale PS, Gholve SB, Thakur SD, Pande SV. Synthesis, Characterization and antimicrobial activity of 6-bromo-4-methoxy-4-(substituted phenyl) iminoflavone, *Journal of Chemical and Pharmaceutical Research.* 2012; 4(1):501-507.
- Nitin G Ghodile, Rajput PR, Banewar VW, Raut AR. Synthesis and antimicrobial activity of some chalcones and flavones having 2-hydroxy acetophenone moiety. *Int. J Pharm. Bio. Sci.* 2102; 3(3):389-395.
- Hakan Goker, David W Boykin, Sulhiye Yildiz. Synthesis and potent antimicrobial activity of some novel 2- phenyl or methyl -4H-1-benzopyran-ones carrying amidinobenzimidazole, *Bioorg. Med. Chem.* 2005; 13(5):1704-1714.
- Kim YW, Hackett JC, Brueggemeier RW. Synthesis and Aromatase Inhibitory Activity of Novel Pyridine-Containing Isoflavones, *J Med. Chem.* 2004; 47(16):4032-4040.
- Yadav MR, Sabale PM, Geridhar R. Synthesis of some novel androstanes as potential aromatase inhibitors. *Steroids.* 2011; 76(5):464-470.
- Kumar S, Pandey AK. Chemistry and biological activities of flavonoids, an overview. Hindawi Publishing Corporation, The Scientific Journal Volume, 2013, 1-2.
- Priya K, Neha B, Robinka K. Flavonoids and their therapeutic potential as anti-cancer agents: biosynthesis, metabolism and regulation. *J Pharm Sci Pharmacol.* 2014; 3:2188-2216.
- Serafini M, Peluso I, Raguzzini A. Flavonoids as anti-inflammatory agents. *Proc Nutr Soc.* 2010; 69:273-278.
- Shashank K, Pandey K. Chemistry and biological activities of flavonoids: An overview. *Review Arti. the Sci. Worl. J.* 2013; 16:162-750.
- Agrawal D. A pharmacological activities of flavonoids: A review. *Int. J Pharm. Sci. & nanotech.* 2011; 4:7-11.
- Partha PR, Kunal R. Molecular docking and QSAR studies of aromatase inhibitor and rostenedione derivatives. *J Pharm Sci Pharmacol.* 2010; 62:1717-1728.
- Virapong P, Naravut S, Chanin N, Chartchalerm I. Molecular docking of aromatase inhibitors. *Molecules.* 2011; 16:3597-3617.
- Yujie D, Qiang W, Xiuli Z, Shiru J, Heng Z, Dacheng F, *et al.* Molecular docking and QSAR study on steroidal compounds as aromatase inhibitors. *Eur J Med Chem.* 2010; 45:5612-5620.
- Cavalli A, Bisi A, Bertucci C, Rosini C, Paluszczak A, Gobbi S, Giorgio E, *et al.* Enantioselective nonsteroidal aromatase inhibitors identified through a multidisciplinary medicinal chemistry approach. *J Med Chem.* 2005; 48:7282-7289.
- Indu AG, Punnagai M, Vasavi CS, Divya G. Molecular docking studies on flavonoid compounds: an insight into aromatase inhibitors. *Int J Pharm Sci Res.* 2014; 6(10):141-148.
- Tang G, Xiangping D, Wang Z, Juan L. Design, synthesis and biological evaluation of flavonoid salicylate derivatives as potential anti-tumor agents. *RSC advances*, 2017, 38171-38178.
- Patel S, Shah U. Synthesis of flavones from 2-hydroxy acetophenone and aromatic aldehydes derivatives by conventional methods and green chemistry approach. *Asian J Pharm Clin Res.* 2017; 10(2):403-406.
- Leonor PR, Cardenas M, Marder M, Viviana C. Antitumor activity of some natural flavonoids and synthetic derivatives on various human and murine cancer cell lines. *Bioorg Med Chem.* 2006; 14:2966-2971.
- Ahmed K, Murty JN, Viswanath A, Sujitha P, Ganesh C. Synthesis, biological evaluation of 5-carbomethoxymethyl-7-hydroxy-2-pentylchromone, 5-carboethoxymethyl-4',7-dihydroxyflavone and their analogues. *Bioorg Med Chem Lett.* 2012; 22:4891-4895.
- Koneni VS, Manoj K, Abdhesh K. A novel route to synthesis of flavones from salicylaldehydes and acetophenone derivatives. *Tetrahedron Letters.* 2012;

53:2355-2359.

29. Cutler SJ, Kabbani FM, Keane C, Fisher SL, Johnson RK, Blanton CD. Synthesis of flavone-8-carboxylic acid analogues as potential antitumor agents. *Eur J Med Chem.* 1993; 28:407-414.
30. Bano S, Javed K, Ahmed S, Rathish IG, Singh S. Synthesis of some novel chalcones, flavanones and flavones and evaluation of their anti-inflammatory activity. *Eur J Med Chem.* 2013; 65:51-59.
31. Patil SP. Design, synthesis and biological activities of new substituted 3-benzoyl flavones. *IJPBS*, 2013, 1-10.